

COMMUNICATION WITH THOSE CHARGED WITH GOVERNANCE

To the Board of Directors
Livermore Area Recreation and Park District
Livermore, California

We have audited the basic financial statements of Livermore Area Recreation and Park District (the "District") for the year ended June 30, 2021 and have issued our report thereon dated January 21, 2022. Professional standards require that we communicate certain matters to you related to our audit.

Our Responsibility under Generally Accepted Auditing Standards

As communicated in our engagement letter dated December 18, 2020, our responsibility, as described by professional standards, is to form and express an opinion(s) about whether the financial statements that have been prepared by management with your oversight are presented fairly, in all material respects, in conformity with accounting principles generally accepted in the United States of America. Our audit of the financial statements does not relieve you or management of your respective responsibilities.

Our responsibility, as prescribed by professional standards, is to plan and perform our audit to obtain reasonable, rather than absolute, assurance about whether the financial statements are free of material misstatement. An audit of financial statements includes consideration of internal control over financial reporting as a basis for designing audit procedures that are appropriate in the circumstances, but not for the purpose of expressing an opinion on the effectiveness of the entity's internal control over financial reporting. Accordingly, as part of our audit, we considered the internal control of the District solely for the purpose of determining our audit procedures and not to provide any assurance concerning such internal control.

We are also responsible for communicating significant matters related to the audit that are, in our professional judgment, relevant to your responsibilities in overseeing the financial reporting process. However, we are not required to design procedures for the purpose of identifying other matters to communicate to you.

We have provided our comments regarding internal controls and other matters noted during our audit in a separate letter to you dated January 21, 2022.

Planned Scope and Timing of the Audit

We were unable to conduct our audit consistent with the planned scope and timing we previously communicated to you, as account reconciliations and year-end closing procedures were not completed by the District timely enough to allow us to complete the audit as originally scheduled.

Compliance with All Ethics Requirements Regarding Independence

The engagement team, others in our firm, as appropriate, and our firm, have complied with all relevant ethical requirements regarding independence.

Qualitative Aspects of the Entity's Significant Accounting Practices

Significant Accounting Policies

Management has the responsibility to select and use appropriate accounting policies. A summary of the significant accounting policies adopted by the District is included in Note 1 to the financial statements. There have been no initial selections of accounting policies and no changes in significant accounting policies or their application for the year ended June 30, 2021. No matters have come to our attention that would require us, under professional standards, to inform you about (1) the methods used to account for significant unusual transactions and (2) the effect of significant accounting policies in controversial or emerging areas for which there is a lack of authoritative guidance or consensus. However, there are new Governmental Accounting Standards that may affect the District in future years. See Attachment III.

Significant Accounting Estimates

Accounting estimates are an integral part of the financial statements prepared by management and are based on management's current judgments. Those judgments are normally based on knowledge and experience about past and current events and assumptions about future events. Certain accounting estimates are particularly sensitive because of their significance to the financial statements and because of the possibility that future events affecting them may differ markedly from management's current judgments. The most significant estimates are those regarding pension liability and the collectability of receivables.

Management's estimate of pension liability is based on an actuarial study performed by independent third parties. We evaluated the key factors and assumptions used to develop the estimates and determined that it is reasonable in relation to the basic financial statements taken as a whole and in relation to the applicable opinion units.

Management's estimate of the collectability of receivables is based on historical experience. We evaluated the key factors and assumptions used to develop the estimate of accounts receivable collectability and determined that it is reasonable in relation to the basic financial statements taken as a whole and in relation to the applicable opinion units.

Significant Difficulties Encountered during the Audit

We encountered no significant difficulties in dealing with management relating to the performance of the audit.

Uncorrected and Corrected Misstatements

For purposes of this communication, professional standards require us to accumulate all known and likely misstatements identified during the audit, other than those that we believe are trivial, and communicate them to the appropriate level of management. There were no uncorrected misstatements noted as a result of our audit procedures.

In addition, professional standards require us to communicate to you all material, corrected adjustments that were brought to the attention of management as a result of our audit procedures. All adjustments identified during the audit are shown in Attachment I as adjusting journal entries.

Disagreements with Management

For purposes of this letter, professional standards define a disagreement with management as a matter, whether or not resolved to our satisfaction, concerning a financial accounting, reporting, or auditing matter, which could be significant to the District's financial statements or the auditor's report. No such disagreements arose during the course of the audit.

Representations Requested from Management

We have requested certain written representations from management, which are included in the attached letter dated January 21, 2022. See Attachment II.

Management's Consultations with Other Accountants

In some cases, management may decide to consult with other accountants about auditing and accounting matters. Management informed us that, and to our knowledge, there were no consultations with other accountants regarding auditing and accounting matters.

Other Services

We prepared the following information for the State Controller's Office for the year ending June 30, 2021, based on information provided by management:

- Special Districts Financial Transactions Report

The performance of the above other services does not constitute an audit. Accordingly, we will provide no opinion on the Special Districts Financial Transactions Report.

We have assisted management in preparing the financial statements of the District in conformity with U.S. generally accepted accounting principles based on information provided by management.

Management's responsibilities for other services included designating qualified individuals with the skill, knowledge, and experience to be responsible and accountable for overseeing financial statement preparation and any other nonattest services we performed as part of this engagement. Management has represented that they have evaluated the adequacy and results of those services and is accepting responsibility for them.

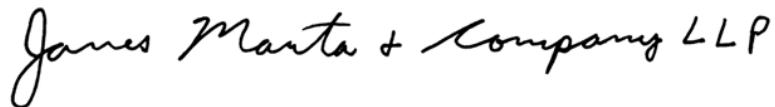
Other Significant Findings or Issues

In the normal course of our professional association with the District, we generally discuss a variety of matters, including the application of accounting principles and auditing standards, business conditions affecting the District, and business plans and strategies that may affect the risks of material misstatement. None of the matters discussed resulted in a condition to our retention as the District's auditors. See Attachment III for discussion of upcoming accounting changes that will affect the District going forward.

James Marta & Company LLP
Certified Public Accountants

In addition to the financial audit, we performed agreed upon procedures on the appropriations limit under Article XIII B of the California Constitution and issued a related report; prepared the Special Districts Financial Transactions Report for Livermore Area Recreation and Park District and Governments of Livermore Financing Authority; and prepared the financial statements of the District using information provided by management. Performance of these “agreed upon procedures” and issuance of the aforementioned reports does not constitute an audit, nor does it impair our independence.

This report is intended solely for the use of the Board of Directors and management of Livermore Area Recreation and Park District and is not intended to be and should not be used by anyone other than these specified parties.

A handwritten signature in cursive script that reads "James Marta & Company LLP".

James Marta & Company LLP
Certified Public Accountants
Sacramento, California
January 21, 2022

Corrected Misstatements:

Adjusting Journal Entries

Adjusting Journal Entries JE # 1			
To agree beginning fund balance and remove the liability setup for the PG&E loan			
2161-001-000-000	PG & E - Energy Retrofit Loan Payable	1,418,679	
4446-001-000-000	Tools & Instruments	1,200	
4705-999-999-999	Auditor Account - Debt Service - PG&E On-Bill Financing	157,631	
3130-959-000-888	Fund Balance - PG&E		1,577,510
Total		<u>1,577,510</u>	<u>1,577,510</u>

Reclassifying Journal Entries

Reclassifying Journal Entries JE # 2			
PBC - To correct classification of accrued benefits			
2201-001-000-000	Kaiser Payable	417,521	
2203-001-000-000	UHC Payable		417,521
Total		<u>417,521</u>	<u>417,521</u>

Proposed Journal Entries

None.



Livermore Area
Recreation and Park District
An independent special district

4444 East Avenue, Livermore, CA 94550-5053
(925) 373-5700 www.larpd.org

General Manager
Mathew L. Fuzie

MANAGEMENT REPRESENTATION LETTER

January 21, 2022

James Marta & Company LLP
Certified Public Accountants
Sacramento, California

This representation letter is provided in connection with your audit of the financial statements of the governmental activities, the general fund, and the aggregate remaining fund information of Livermore Area Recreation and Park District as of June 30, 2021 and for the year then ended, and the related notes to the financial statements, for the purpose of expressing opinions on whether the basic financial statements present fairly, in all material respects, the financial position, results of operations, and cash flows, where applicable, of the various opinion units of Livermore Area Recreation and Park District in accordance with accounting principles generally accepted for governments in the United States of America (U.S. GAAP).

Certain representations in this letter are described as being limited to matters that are material. Items are considered material, regardless of size, if they involve an omission or misstatement of accounting information that, in the light of surrounding circumstances, makes it probable that the judgment of a reasonable person relying on the information would be changed or influenced by the omission or misstatement.

We confirm that, to the best of our knowledge and belief, having made such inquiries as we considered necessary for the purpose of appropriately informing ourselves as of January 21, 2022:

Financial Statements

- We have fulfilled our responsibilities, as set out in the terms of the audit engagement dated December 18, 2020, for the preparation and fair presentation of the financial statements of the various opinion units referred to above in accordance with U.S. GAAP.
- We acknowledge our responsibility for the design, implementation, and maintenance of internal control relevant to the preparation and fair presentation of financial statements that are free from material misstatement, whether due to fraud or error.
- We acknowledge our responsibility for the design, implementation, and maintenance of internal control to prevent and detect fraud.
- We acknowledge our responsibility for compliance with the laws, regulations, and provisions of contracts and grant agreements.
- We acknowledge that we are responsible for distributing the issued report as well as the communication with governance letter and internal control letter to all governing board members.
- We have reviewed, approved, and taken responsibility for the financial statements and related notes.
- We have a process to track the status of audit findings and recommendations.

Board of Directors

James E. Boswell

Marylalice Faltings

David Furst

Jan Palajac

Philip Pierpont

- We have identified and communicated to you all previous audits, attestation engagements, and other studies related to the audit objectives and whether related recommendations have been implemented.
- Significant assumptions used by us in making accounting estimates, including those measured at fair value, are reasonable.
- Related party relationships and transactions have been appropriately accounted for and disclosed in accordance with the requirements of U.S. GAAP.
- All events subsequent to the date of the financial statements and for which U.S. GAAP requires adjustment or disclosure have been adjusted or disclosed.
- The effects of uncorrected misstatements summarized in the attached schedule and aggregated by you during the current engagement are immaterial, both individually and in the aggregate, to the applicable opinion units and to the financial statements as a whole.
- We have reviewed and approved the various adjusting journal entries that were proposed by you for recording in our books and records and reflected in the financial statements.
- The effects of all known actual or possible litigation and claims have been accounted for and disclosed in accordance with U.S. GAAP.
- We have reviewed and approved the adjusting and reclassifying journal entries reflected in the audit statements and Attachment A.
- All component units, as well as joint ventures with an equity interest, are included and other joint ventures and related organizations are properly disclosed.
- All funds and activities are properly classified.
- All funds that meet the quantitative criteria in GASB Statement No. 34, *Basic Financial Statements—and Management's Discussion and Analysis—for State and Local Governments*, GASB Statement No. 37, *Basic Financial Statements—and Management's Discussion and Analysis—for State and Local Governments: Omnibus* as amended, and GASB Statement No. 65, *Items Previously Reported as Assets and Liabilities*, for presentation as major are identified and presented as such and all other funds that are presented as major are considered important to financial statement users.
- All components of net position, nonspendable fund balance, and restricted, committed, assigned, and unassigned fund balance are properly classified and, if applicable, approved.
- Our policy regarding whether to first apply restricted or unrestricted resources when an expense is incurred for purposes for which both restricted and unrestricted net position/fund balance are available is appropriately disclosed and net position/fund balance is properly recognized under the policy.
- All revenues within the statement of activities have been properly classified as program revenues, general revenues, contributions to term or permanent endowments, or contributions to permanent fund principal.
- All expenses have been properly classified in or allocated to functions and programs in the statement of activities, and allocations, if any, have been made on a reasonable basis.
- All interfund and intra-entity transactions and balances have been properly classified and reported.
- Special items and extraordinary items have been properly classified and reported.
- Deposit and investment risks have been properly and fully disclosed.
- Capital assets, including infrastructure assets, are properly capitalized, reported, and if applicable, depreciated.

- All required supplementary information is measured and presented within the prescribed guidelines.
- With regard to investments and other instruments reported at fair value:
 - The underlying assumptions are reasonable and they appropriately reflect management's intent and ability to carry out its stated courses of action.
 - The measurement methods and related assumptions used in determining fair value are appropriate in the circumstances and have been consistently applied.
 - The disclosures related to fair values are complete, adequate, and in accordance with U.S. GAAP.
 - There are no subsequent events that require adjustments to the fair value measurements and disclosures included in the financial statements.

Information Provided

- We have provided you with:
 - Access to all information, of which we are aware that is relevant to the preparation and fair presentation of the financial statements of the various opinion units referred to above, such as records, documentation, meeting minutes, and other matters;
 - Additional information that you have requested from us for the purpose of the audit; and
 - Unrestricted access to persons within the entity from whom you determined it necessary to obtain audit evidence.
- All transactions have been recorded in the accounting records and are reflected in the financial statements.
- We have disclosed to you the results of our assessment of the risk that the financial statements may be materially misstated as a result of fraud.
- We have no knowledge of any fraud or suspected fraud that affects the entity and involves:
 - Management;
 - Employees who have significant roles in internal control; or
 - Others where the fraud could have a material effect on the financial statements.
- We have no knowledge of any allegations of fraud, or suspected fraud, affecting the entity's financial statements communicated by employees, former employees, vendors, regulators, or others.
- We are not aware of any pending or threatened litigation, claims, and assessments whose effects should be considered when preparing the financial statements.
- We have disclosed to you the identity of the entity's related parties and all the related party relationships and transactions of which we are aware.
- There have been no communications from regulatory agencies concerning noncompliance with or deficiencies in accounting, internal control, or financial reporting practices.
- Livermore Area Recreation and Park District has no plans or intentions that may materially affect the carrying value or classification of assets and liabilities.
- We have disclosed to you all guarantees, whether written or oral, under which Livermore Area Recreation and Park District is contingently liable.
- We have disclosed to you all nonexchange financial guarantees, under which we are obligated and have declared liabilities and disclosed properly in accordance with GASB Statement No. 70, *Accounting and Financial Reporting for Nonexchange*

Financial Guarantees, for those guarantees where it is more likely than not that the entity will make a payment on any guarantee.

- For nonexchange financial guarantees where we have declared liabilities, the amount of the liability recognized is the discounted present value of the best estimate of the future outflows expected to be incurred as a result of the guarantee. Where there was no best estimate but a range of estimated future outflows has been established, we have recognized the minimum amount within the range.
- We have disclosed to you all significant estimates and material concentrations known to management that are required to be disclosed in accordance with GASB Statement No. 62 (GASB-62), *Codification of Accounting and Financial Reporting Guidance Contained in Pre-November 30, 1989 FASB and AICPA Pronouncements*. Significant estimates are estimates at the balance sheet date that could change materially within the next year. Concentrations refer to volumes of business, revenues, available sources of supply, or markets or geographic areas for which events could occur that would significantly disrupt normal finances within the next year.
- We have identified and disclosed to you the laws, regulations, and provisions of contracts and grant agreements that could have a direct and material effect on financial statement amounts, including legal and contractual provisions for reporting specific activities in separate funds.
- There are no:
 - Violations or possible violations of laws or regulations, or provisions of contracts or grant agreements whose effects should be considered for disclosure in the financial statements or as a basis for recording a loss contingency, including applicable budget laws and regulations.
 - Unasserted claims or assessments that our lawyer has advised are probable of assertion and must be disclosed in accordance with GASB-62.
 - Other liabilities or gain or loss contingencies that are required to be accrued or disclosed by GASB-62
 - Continuing disclosure consent decree agreements or filings with the Securities and Exchange Commission and we have filed updates on a timely basis in accordance with the agreements (Rule 240, 15c2-12).
- Livermore Area Recreation and Park District has satisfactory title to all owned assets, and there are no liens or encumbrances on such assets nor has any asset or future revenue been pledged as collateral, except as disclosed to you.
- We have complied with all aspects of grant agreements and other contractual agreements that would have a material effect on the financial statements in the event of noncompliance.

Required Supplementary Information

With respect to the required supplementary information accompanying the financial statements:

- a. We acknowledge our responsibility for the presentation of the required supplementary information in accordance with GASB.
- b. We believe the required supplementary information, including its form and content, is measured and fairly presented in accordance with GASB.
- c. The methods of measurement or presentation have not changed from those used in the prior period.
- d. We believe the significant assumptions or interpretations underlying the measurement or presentation of the required supplementary information, and the basis for our assumptions and interpretations, are reasonable and appropriate in the circumstances.

Supplementary Information in Relation to the Financial Statements as a Whole

With respect to the supplementary information accompanying the financial statements:

- a. We acknowledge our responsibility for the presentation of the supplementary information in accordance with GASB.
- b. We believe the supplementary information, including its form and content, is fairly presented in accordance with GASB.
- c. The methods of measurement or presentation have not changed from those used in the prior period.
- d. We believe the significant assumptions or interpretations underlying the measurement or presentation of the supplementary information, and the basis for our assumptions and interpretations, are reasonable and appropriate in the circumstances.
- e. When the supplementary information is not presented with the audited financial statements, management will make the audited financial statements readily available to the intended users of the supplementary information no later than the date of issuance by the entity of the supplementary information and the auditor's report thereon.
- f. We acknowledge our responsibility to include the auditor's report on the supplementary information in any document containing the supplementary information and that indicates the auditor reported on such supplementary information.
- g. We acknowledge our responsibility to present the supplementary information with the audited financial statements or, if the supplementary information will not be presented with the audited financial statements, to make the audited financial statements readily available to the intended users of the supplementary information no later than the date of issuance by the entity of the supplementary information and the auditor's report thereon.

Use of a Specialist

We agree with the findings of specialists in evaluating the District's proportionate share of net pension and net OPEB liabilities and have adequately considered the qualifications of the specialist in determining the amounts and disclosures used in the financial statements and underlying accounting records. We did not give or cause any instructions to be given to specialists with respect to the values or amounts derived in an attempt to bias their work, and we are not otherwise aware of any matters that have had an impact on the independence or objectivity of the specialists.

Pension and Postretirement Benefits

We believe that the actuarial assumptions and methods used to measure pension and other postemployment benefit liabilities and costs for financial accounting purposes are appropriate in the circumstances.



Jeffrey Schneider, Business Services Manager

Attachment A
JOURNAL ENTRY REPORT

Adjusting Journal Entries

Adjusting Journal Entries JE # 1

To agree beginning fund balance and remove the liability setup for the PG&E loan

2161-001-000-000	PG & E - Energy Retrofit Loan Payable	1,418,679	
4446-001-000-000	Tools & Instruments	1,200	
4705-999-999-999	Auditor Account - Debt Service - PG&E On-Bill Financing	157,631	
3130-959-000-888	Fund Balance - PG&E		1,577,510
Total		1,577,510	1,577,510

Reclassifying Journal Entries

Reclassifying Journal Entries JE # 2

PBC - To correct classification of accrued benefits

2201-001-000-000	Kaiser Payable	417,521	
2203-001-000-000	UHC Payable		417,521
Total		417,521	417,521

Proposed Journal Entries

None.

The following pronouncements of the Governmental Accounting Standards Board (GASB) have been released recently and may be applicable to the District in the near future. We encourage management to review the following information and determine which standard(s) may be applicable to the District. For the complete text of these and other GASB standards, visit www.gasb.org and click on the “Standards & Guidance” tab. If you have questions regarding the applicability, timing, or implementation approach for any of these standards, please contact your audit team.

GASB Statement No. 87, Leases

Effective for the fiscal year ending June 30, 2022

The objective of this Statement is to better meet the information needs of financial statement users by improving accounting and financial reporting for leases by governments. This Statement increases the usefulness of governments’ financial statements by requiring recognition of certain lease assets and liabilities for leases that previously were classified as operating leases and recognized as inflows of resources or outflows of resources based on the payment provisions of the contract. It establishes a single model for lease accounting based on the foundational principle that leases are financings of the right to use an underlying asset. Under this Statement, a lessee is required to recognize a lease liability and an intangible right-to-use lease asset, and a lessor is required to recognize a lease receivable and a deferred inflow of resources, thereby enhancing the relevance and consistency of information about governments’ leasing activities.

GASB Statement No. 89, Accounting for Interest Cost Incurred Before the End of a Construction Period

Effective for the fiscal year ending June 30, 2022

This Statement establishes accounting requirements for interest cost incurred before the end of a construction period. Such interest cost includes all interest that previously was accounted for in accordance with the requirements of paragraphs 5–22 of Statement No. 62, Codification of Accounting and Financial Reporting Guidance Contained in Pre-November 30, 1989 FASB and AICPA Pronouncements, which are superseded by this Statement. This Statement requires that interest cost incurred before the end of a construction period be recognized as an expense in the period in which the cost is incurred for financial statements prepared using the economic resources measurement focus. As a result, interest cost incurred before the end of a construction period will not be included in the historical cost of a capital asset reported in a business-type activity or enterprise fund.

This Statement also reiterates that in financial statements prepared using the current financial resources measurement focus, interest cost incurred before the end of a construction period should be recognized as an expenditure on a basis consistent with governmental fund accounting principles.

GASB Statement No. 91, Conduit Debt Obligations

Effective for the fiscal year ending June 30, 2023

The primary objectives of this Statement are to provide a single method of reporting conduit debt obligations by issuers and eliminate diversity in practice associated with (1) commitments extended by issuers, (2) arrangements associated with conduit debt obligations, and (3) related note disclosures. This Statement achieves those objectives by clarifying the existing definition of a conduit debt obligation; establishing that a conduit debt obligation is not a liability of the issuer; establishing standards for accounting and financial reporting of additional commitments and voluntary commitments extended by issuers and arrangements associated with conduit debt obligations; and improving required note disclosures.

GASB Statement No. 92, Omnibus 2020

Effective dates vary

The objectives of this Statement are to enhance comparability in accounting and financial reporting and to improve the consistency of authoritative literature by addressing practice issues that have been identified during implementation and application of certain GASB Statements. This Statement addresses a variety of topics and includes specific provisions about the following:

- The effective date of Statement No. 87, *Leases*, and Implementation Guide No. 2019-3, *Leases*, for interim financial reports – *Effective for the fiscal year ending June 30, 2022*
- Reporting of intra-entity transfers of assets between a primary government employer and a component unit defined benefit pension plan or defined benefit other postemployment benefit (OPEB) plan – *Effective for the fiscal year ending June 30, 2022*
- The applicability of Statements No. 73, *Accounting and Financial Reporting for Pensions and Related Assets That Are Not within the Scope of GASB Statement 68*, and *Amendments to Certain Provisions of GASB Statements 67 and 68*, as amended, and No. 74, *Financial Reporting for Postemployment Benefit Plans Other Than Pension Plans*, as amended, to reporting assets accumulated for postemployment benefits – *Effective for the fiscal year ending June 30, 2022*
- The applicability of certain requirements of Statement No. 84, *Fiduciary Activities*, to postemployment benefit arrangements – *Effective for the fiscal year ending June 30, 2022*
- Measurement of liabilities (and assets, if any) related to asset retirement obligations (AROs) in a government acquisition – *Effective for the government acquisitions occurring in reporting periods beginning after June 15, 2021*
- Reporting by public entity risk pools for amounts that are recoverable from reinsurers or excess insurers – *Effective for the fiscal year ending June 30, 2022*
- Reference to nonrecurring fair value measurements of assets or liabilities in authoritative literature – *Effective for the fiscal year ending June 30, 2022*
- Terminology used to refer to derivative instruments. – *Effective for the fiscal year ending June 30, 2022*

GASB Statement No. 93, Replacement of Interbank Offered Rates

Effective for the fiscal year ending June 30, 2022

The objective of this Statement is to address those and other accounting and financial reporting implications that result from the replacement of an IBOR. This Statement achieves that objective by:

- Providing exceptions for certain hedging derivative instruments to the hedge accounting termination provisions when an IBOR is replaced as the reference rate of the hedging derivative instrument's variable payment
- Clarifying the hedge accounting termination provisions when a hedged item is amended to replace the reference rate
- Clarifying that the uncertainty related to the continued availability of IBORs does not, by itself, affect the assessment of whether the occurrence of a hedged expected transaction is probable
- Removing LIBOR as an appropriate benchmark interest rate for the qualitative evaluation of the effectiveness of an interest rate swap
- Identifying a Secured Overnight Financing Rate and the Effective Federal Funds Rate as appropriate benchmark interest rates for the qualitative evaluation of the effectiveness of an interest rate swap
- Clarifying the definition of reference rate, as it is used in Statement 53, as amended

Providing an exception to the lease modifications guidance in Statement 87, as amended, for certain lease contracts that are amended solely to replace an IBOR as the rate upon which variable payments depend.


GASB Statement No. 94, Public-Private and Public-Public Partnerships and Availability Payment Arrangements

Effective for the fiscal year ending June 30, 2023

The primary objective of this Statement is to improve financial reporting by addressing issues related to public-private and public-public partnership arrangements (PPPs). As used in this Statement, a PPP is an arrangement in which a government (the transferor) contracts with an operator (a governmental or nongovernmental entity) to provide public services by conveying control of the right to operate or use a nonfinancial asset, such as infrastructure or other capital asset (the underlying PPP asset), for a period of time in an exchange or exchange-like transaction. Some PPPs meet the definition of a service concession arrangement (SCA), which the Board defines in this Statement as a PPP in which (1) the operator collects and is compensated by fees from third parties; (2) the transferor determines or has the ability to modify or approve which services the operator is required to provide, to whom the operator is required to provide the services, and the prices or rates that can be charged for the services; and (3) the transferor is entitled to significant residual interest in the service utility of the underlying PPP asset at the end of the arrangement.

This Statement also provides guidance for accounting and financial reporting for availability payment arrangements (APAs). As defined in this Statement, an APA is an arrangement in which a government compensates an operator for services that may include designing, constructing, financing, maintaining, or operating an underlying nonfinancial asset for a period of time in an exchange or exchange-like transaction.





LIVERMORE AREA RECREATION AND PARK DISTRICT

**FINANCIAL STATEMENTS
WITH
INDEPENDENT AUDITOR'S REPORT**

FOR THE FISCAL YEAR ENDED

JUNE 30, 2021

JAMES MARTA & COMPANY LLP
CERTIFIED PUBLIC ACCOUNTANTS

701 HOWE AVENUE, E3
SACRAMENTO, CA

(916) 993-9494
(916) 993-9489 FAX
WWW.JPMCPA.COM

LIVERMORE AREA RECREATION AND PARK DISTRICT

JUNE 30, 2021

BOARD OF DIRECTORS

<u>Name</u>	<u>Office</u>	<u>Term Expires</u>
Philip Pierpont	Chair	2022
Maryalice Summers Faltings	Vice Chair	2022
James Boswell	Director	2024
David Furst	Director	2022
Jan Palajac	Director	2024

* * * *


General Manager
Mathew Fuzie

LIVERMORE AREA RECREATION AND PARK DISTRICT

JUNE 30, 2021

TABLE OF CONTENTS

	<u>PAGE</u>
Independent Auditor's Report	1
Management's Discussion and Analysis	4
BASIC FINANCIAL STATEMENTS	
Government-Wide Financial Statements	
Statement of Net Position	11
Statement of Activities	12
Fund Financial Statements	
Balance Sheet – Governmental Funds	13
Reconciliation of the Governmental Funds Balance Sheet To the Statement of Net Position	14
Statement of Revenues, Expenditures, and Changes in Fund Balances - Governmental Funds	15
Reconciliation of the Statement of Revenues, Expenditures, and Changes in Fund Balances to the Statement of Activities	16
Notes to the Financial Statements	17
REQUIRED SUPPLEMENTARY INFORMATION	
Statement of Revenues, Expenditures, and Changes in Fund Balance - Budget and Actual – General Fund	41
Schedule of District's Proportionate Share of Net OPEB Liability	42
Schedule of Proportionate Share of Net Pension Liability	43
Schedule of Pension Contributions	43
Notes to Required Supplementary Information	44
SUPPLEMENTARY INFORMATION	
Kidango Contract – Schedule of Revenues and Expenses	45
OTHER INDEPENDENT AUDITOR'S REPORT	
Independent Auditor's Report on Compliance and on Internal Control Over Financial Reporting Based on an Audit of Financial Statements Performed In Accordance with <i>Government Auditing Standards</i>	46



James Marta & Company LLP
Certified Public Accountants

Accounting, Auditing, Tax, and Consulting

INDEPENDENT AUDITOR'S REPORT

Board of Directors
Livermore Area Recreation and Park District
Livermore, California

Report on the Financial Statements

We have audited the accompanying financial statements of the governmental activities, the general fund and the aggregate remaining fund information of the Livermore Area Recreation and Park District (the "District"), as of and for the year ended June 30, 2021, and the related notes to the financial statements, which collectively comprise the District's basic financial statements as listed in the table of contents.

Management's Responsibility for the Financial Statements

Management is responsible for the preparation and fair presentation of these financial statements in accordance with accounting principles generally accepted in the United States of America; this includes the design, implementation and maintenance of internal control relevant to the preparation and fair presentation of financial statements that are free from material misstatement, whether due to fraud or error.

Auditor's Responsibility

Our responsibility is to express an opinion on these financial statements based on our audit. We conducted our audit in accordance with auditing standards generally accepted in the United States of America, the standards applicable to financial audits contained in *Government Auditing Standards*, issued by the Comptroller General of the United States and the State Controller's Minimum Audit Requirements for California Special Districts. Those standards require that we plan and perform the audit to obtain reasonable assurance about whether the financial statements are free from material misstatement.

An audit involves performing procedures to obtain audit evidence about the amounts and disclosures in the financial statements. The procedures selected depend on the auditor's judgment, including the assessment of the risks of material misstatement of the financial statements, whether due to fraud or error. In making those risk assessments, the auditor considers internal control relevant to the entity's preparation and fair presentation of the financial statements in order to design audit procedures that are appropriate in the circumstances, but not for the purpose of expressing an opinion on the effectiveness of the entity's internal control. Accordingly, we express no such opinion. An audit also includes evaluating the appropriateness of accounting policies used and the reasonableness of significant accounting estimates made by management, as well as evaluating the overall presentation of the financial statements.

We believe that the audit evidence we have obtained is sufficient and appropriate to provide a basis for our audit opinion.

Opinions

In our opinion, the financial statements referred to above present fairly, in all material respects, the respective financial position of the governmental activities, the general fund and the aggregate remaining fund information of the Livermore Area Recreation and Park District as of June 30, 2021, and the respective changes in financial position for the year then ended in conformity with accounting principles generally accepted in the United States of America, as well as accounting systems prescribed by the State Controller's Office and state regulations governing special districts.

Other Matters

Required Supplementary Information

Accounting principles generally accepted in the United States of America require that the Management's Discussion and Analysis, Statement of Revenues, Expenditures, and Changes in Fund Balance – Budget and Actual – General Fund, Schedule of District's Proportionate Share of Net OPEB Liability, Schedule of Proportionate Share of Net Pension Liability, and Schedule of Pension Contributions be presented to supplement the basic financial statements. Such information, although not a part of the basic financial statements, is required by the Governmental Accounting Standards Board who considers it to be an essential part of financial reporting for placing the basic financial statements in an appropriate operational, economic, or historical context. We have applied certain limited procedures to the required supplementary information in accordance with auditing standards generally accepted in the United States of America, which consisted of inquiries of management about the methods of preparing the information and comparing the information for consistency with management's responses to our inquiries, the basic financial statements, and other knowledge we obtained during our audit of the basic financial statements. We do not express an opinion or provide any assurance on the information because the limited procedures do not provide us with sufficient evidence to express an opinion or provide any assurance.

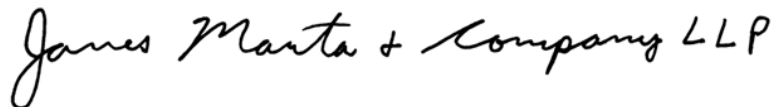
Other Information

Our audit was conducted for the purpose of forming an opinion on the financial statements that collectively comprise the District's basic financial statements. The Kidango Contract – Schedule of Revenues and Expenses is supplementary information presented for purposes of additional analysis and is not a required part of the basic financial statements.

The supplementary information, which consists of the Kidango Contract – Schedule of Revenues and Expenses, is the responsibility of management and was derived from and relates directly to the underlying accounting and other records used to prepare the basic financial statements. We have applied certain limited procedures to the supplementary information in accordance with auditing standards generally accepted in the United States of America, which consisted of inquiries of management about the methods of preparing the information and comparing the information for consistency with management's responses to our inquiries, the basic financial statements, and other knowledge we obtained during our audit of the basic financial statements. We do not express an opinion or provide any assurance on the information because the limited procedures do not provide us with sufficient evidence to express an opinion or provide any assurance.

Other Reporting Required by Government Auditing Standards

In accordance with *Government Auditing Standards*, we have also issued our report dated January 21, 2022 on our consideration of the District's internal control over financial reporting and on our tests of its compliance with certain provisions of laws, regulations, contracts, and grant agreements and other matters. The purpose of that report is to describe the scope of our testing of internal control over financial reporting and compliance and the results of that testing, and not to provide an opinion on internal control over financial reporting or on compliance. That report is an integral part of an audit performed in accordance with *Government Auditing Standards* in considering the District's internal control over financial reporting and compliance.

A handwritten signature in black ink that reads "James Marta & Company LLP". The signature is written in a cursive, flowing style.

James Marta & Company LLP
Certified Public Accountants
Sacramento, California
January 21, 2022

MANAGEMENT'S DISCUSSION AND ANALYSIS

LIVERMORE AREA RECREATION AND PARK DISTRICT

MANAGEMENT'S DISCUSSION AND ANALYSIS

JUNE 30, 2021

Livermore Area Recreation and Park District's annual financial report includes management's discussion and analysis of the District's financial performance during the fiscal year ended June 30, 2021.

USING THIS ANNUAL REPORT

Management's Discussion and Analysis is meant to complement the Independent Auditor's Report. Together, these schedules and notes provide a view of the District's financial health and the results of its operations for the year ended June 30, 2021.

FINANCIAL HIGHLIGHTS

- While the Auditor's report reflects the use of full accrual accounting, the District's regular budget and actual reporting to its Board is based on general fund accounting, though we isolate Capital Improvement Program (CIP) related income (AB1600 developer fees) and spending from on-going operations, as well as one-time funding from other sources, such as the proceeds from the June 2021 issuance of Pension Obligation Bonds (POBs), in our regular financial reviews. In reviewing results vs Budget, this narrative will focus on actual results versus the Final Budget, approved mid-year, that reflected the District's enhanced vision of what programming could be offered during the COVID-19 pandemic and thus what could be expected from operating revenues and related staffing requirements.
- The District's net change in the District's general fund of \$611,817 reflects the following:
 1. Operating results prior to CIP and POB: \$630,456 (vs the Budget of \$780,875)
 - a. While many accounts have modest variances vs the Budget, the variance of \$150,419 is primarily due to debt service related to the District's PG&E on-bill-financing, which amounted to \$157,631 and was treated as a balance sheet item in the budgeting process but which will be included in future General Fund Budgets in the Debt Service expense line.
 2. Capital project spend of \$172,820, which was \$18,639 in excess of AB1600-related income of \$154,181 and is simply related to the timing of project outlays and related AB1600 inflows from the City of Livermore, who administers these funds on behalf of itself and the District.
 3. Of note: the issuance of POBs had no impact on the General Fund balance in FY20-21. Other Financing Sources includes \$12,875,000 of bond proceeds as well as the "Payment of Pension Obligation" to ACERA to reduce the Unfunded Accrued Actuarial Liability of \$12,611,250; the balance of the outlays related to the issuance of the POBs is associated with the costs of issuance of the bonds (\$263,750), which is included in the District's Professional Services expense line.
- Operating revenue from services and property/parcel taxes was \$17,457,261, or \$98,067 (0.6%) below the Final FY20-21 Budget of \$17,555,328. Revenue from programs and services of \$4,214,550 was \$47,391, or 1.1% above the Final Budget, while Tax revenues of \$13,242,711 were \$145,458 (1.1%) below the Final Budget. In the challenging pandemic-dominated environment that made predictions extraordinarily challenging, the District's Community Services organization (ESS, Senior Services, Preschool, Open Space) exceeded Budget by \$15,122, or 0.5%, on a budget of \$2,994,747. Recreation programs also performed well versus Budget, overcoming the pandemic's influence on facility rentals (where revenues fell short of Budget by \$34,316) to achieve a \$16,905 (2.1%) favorable variance overall on a budget of \$787,510.

LIVERMORE AREA RECREATION AND PARK DISTRICT

MANAGEMENT’S DISCUSSION AND ANALYSIS

JUNE 30, 2021

- Operating expense, including capital equipment but not CIP, was \$17,081,760, or \$316,102 (1.9%) above the Final Budget, but this is largely associated with the cost of issuance of the POBs, issued in late June, 2021, which had not been foreseen in the budgeting process and which amounted to \$263,750. The District’s spending on services and supplies was prudent and in line with Budget, and the District made difficult, but necessary, organizational changes and carefully managed its part-time staffing levels that together drove significant reductions to salary and benefits expenses, where a favorable variance versus Budget of \$73,480 (0.6%) was realized on a Budget of \$11,922,102.
- CIP spending in FY20-21 was curtailed due to the pandemic and amounted to \$172,820. \$62,090 was spent to replace the tennis court fencing at May Nissen, \$32,827 on the last phase of the Sunset Park Playground Renovation, \$5,100 on preliminary design work on the Sunken Gardens Pump Track, and \$72,803 on the initial design work for the replacement of two Mitchell School modular classrooms. Of the aforementioned projects, only the May Nissen tennis court fencing required the use of General Funds, with the rest coming from AB1600 developer fees.

FINANCIAL ANALYSIS OF THE DISTRICT

The financial statements and related notes contained herein are based upon full accrual accounting methods that are consistent with Generally Accepted Accounting Principles (GAAP).

- The Statement of Net Position outlines the difference between the District’s assets and liabilities, and in doing so provides the basis for evaluating the capital structure of the District, its liquidity and financial flexibility.
- The Statement of Activities reflects all of the fiscal year’s revenues, including those that are related to capital contributions (largely AB1600 developer fees), and expenses, including depreciation.

Statement of Net Position

	June 30, 2021	June 30, 2020	Amount Increase (Decrease)	Percent Increase (Decrease)
Current Assets	\$ 10,670,906	\$ 9,742,851	\$ 928,055	10%
Capital Assets, Net	88,773,879	92,644,274	(3,870,395)	-4%
Total Assets	99,444,785	102,387,125	(2,942,340)	-3%
Deferred Outflows of Resources	18,854,972	6,039,485	12,815,487	212%
Current Liabilities	1,781,006	1,463,398	317,608	22%
Long-Term Liabilities	29,111,163	16,444,905	12,666,258	77%
Total Liabilities	30,892,169	17,908,303	12,983,866	73%
Deferred Inflows of Resources	4,567,578	3,467,634	1,099,944	32%
Net Investment in Capital Assets	87,355,200	91,133,644	(3,778,444)	-4%
Restricted Net Position	390,900	1,911,397	(1,520,497)	-80%
Unrestricted Net Position	(4,906,090)	(5,994,368)	1,088,278	-18%
Total Net Position	\$ 82,840,010	\$ 87,050,673	\$ (4,210,663)	-5%

LIVERMORE AREA RECREATION AND PARK DISTRICT

MANAGEMENT'S DISCUSSION AND ANALYSIS

JUNE 30, 2021

In June 2021, the District added \$12,875,000 in long-term liabilities in the form of pension obligation bonds (POBs) that allowed it to pay down 95% of its Unfunded Accrued Actuarial Liability (UAAL) as of December 31, 2020 with the Alameda County Employee Retirement Association (ACERA). Proceeds from the Bond sale were distributed as follows: \$12,611,250 was transferred to ACERA and \$263,750 went to providers in relation to the cost of issuance of the bonds. The District's bond issue received a AA rating from Standard and Poors and as a result the total interest cost % amounted to 2.49%. In effect, the District replaced one form of debt (the UAAL) with another, more predictable, one in the form of the bonds.

The remainder of the District's long-term liabilities is associated with the PG&E on-bill-financing, at 0%, of the District's FY19-20 project to drive energy efficiencies at its Robert Livermore Community Center (RLCC), which totaled \$1,418,679 as of June 30, 2021, \$659,066 of compensated balances (vacation and compensated time), and the ACERA pension and other post-employment benefits (OPEB), which amounted to \$14,126,234 and \$32,184 respectively.

Of note is that the District's pension liability as reported here does not reflect the reduction in the UAAL mentioned above. This payment is considered a deferred outflow reported within the "pension contributions subsequent to measurement date" line (see section 5 of the Notes to the Financial Statements) because the measurement date ACERA used for their valuation is December 31, 2020. Any activity between that date and June 30 is reported as deferred outflow. Also of note is the reduction in the OPEB balance, which dropped from \$495,308 as of June 30, 2020 to \$32,184 as of June 30, 2021 as a result of favorable investment returns during calendar year 2020.

The District's current liabilities consist of \$681,574 in accounts payable, down 12% from the prior year, \$437,922 in accrued salaries and wages (associated with the last pay period of the year, which is not paid until the first month of the following fiscal year), \$200,540 in miscellaneous accrued liabilities (security deposits, workers compensation, miscellaneous vendor accruals, etc.), and \$459,600 in unearned revenue (receipts for events that will occur in the following fiscal year), which is up from the prior year as the District has expanded its revenue deferrals associated with program registration activity in the Recreation department.

LIVERMORE AREA RECREATION AND PARK DISTRICT

MANAGEMENT'S DISCUSSION AND ANALYSIS

JUNE 30, 2021

Statement of Activities

	<u>June 30,</u> <u>2021</u>	<u>June 30,</u> <u>2020</u>	<u>Amount</u> <u>Increase</u> <u>(Decrease)</u>	<u>Percent</u> <u>Increase</u> <u>(Decrease)</u>
Program Revenues:				
Charges for services	\$ 3,002,406	\$ 5,853,718	\$ (2,851,312)	-49%
Operating grants and contributions	1,212,144	1,506,855	(294,711)	-20%
Capital grants and contributions	154,181	3,987,682	(3,833,501)	-96%
Total Program Revenues	<u>4,368,731</u>	<u>11,348,255</u>	<u>(6,979,524)</u>	<u>-62%</u>
General Revenues:				
Property taxes	13,242,711	12,792,351	450,360	4%
Miscellaneous	-	19,668	(19,668)	-100%
Total General Revenues	<u>13,242,711</u>	<u>12,812,019</u>	<u>430,692</u>	<u>3%</u>
Total Revenues	<u>17,611,442</u>	<u>24,160,274</u>	<u>(6,548,832)</u>	<u>-27%</u>
Program Expenses:				
Parks and recreation	21,822,105	26,550,588	(4,728,483)	-18%
Change in Net Position	(4,210,663)	(2,390,314)	(1,820,349)	76%
Net Position, Beginning	87,050,673	89,440,987	(2,390,314)	-3%
Net Position, Ending	<u>\$ 82,840,010</u>	<u>\$ 87,050,673</u>	<u>\$ (4,210,663)</u>	<u>-5%</u>

Total District Revenues, including capital contributions, which is primarily associated with AB-1600 developer fees, are down 62% vs the previous year, as a result of the significant decrease in CIP project activity in the current period and AB1600 related funding of it (down \$3,833,501 versus last year) and the on-going impact of the COVID-19 pandemic on charges for services (down \$2,851,312 versus last year). Grants and Contributions declined by \$294,711 (20%) versus the prior year, as the pandemic caused the District to put its middle school program (PAL) on hold, resulting in the related After School Education and Safety (ASES) grant dropping from \$197,209 in the prior year to \$0 in FY20-21. Similarly, the District's Believes program, an after school academic and enrichment program funded by ASES, was put on hold, resulting in a reduction in Grant funding of \$148,586 versus prior year.

- Operating Revenues from Property and Parcel Taxes reached \$13,242,711, an increase of \$450,360, or 4% versus prior year. Property Taxes amounted to \$11,619,957, up \$438,741, or 4%, versus prior year. Parcel taxes grew to \$1,622,754 and were up \$11,619, or 1%, above the previous year, which is below the District's annual 2% maximum increase in its charge per equivalent dwelling unit (EDU) as adjustments were made in response to specific changes made to Alameda County Assessor's Land Use Codes, upon which the District's parcel tax is based, which increased the number of exempt properties in the District's service area.

LIVERMORE AREA RECREATION AND PARK DISTRICT

MANAGEMENT'S DISCUSSION AND ANALYSIS

JUNE 30, 2021

- Charges for Programs/Services, excluding Grants continued to be dramatically impacted by the COVID-19 pandemic, and at \$3,002,406 were down \$2,851,312, or 49%, versus prior year.

Revenues in Community Services, excluding Grants, were \$1,797,725, which is \$2,235,756, or 55%, below the prior year. Extended Student Services provided invaluable support to the community throughout the year, but was constrained in terms of the number of students it could enroll by Alameda County Health mandates and thus saw its non-grant revenues decline by \$1,695,637, or 56%. The complete loss of middle school revenues amounted to \$290,688 versus prior year, preschool declined by \$272,640 (87%), and senior services dropped \$73,898 (53%). Outdoor activities provided a welcome respite during the pandemic and the Open Space team saw its revenues grow by 53%, or \$112,932, for the year.

At \$804,415, Recreation department revenues were down \$579,324, or 42%, versus prior year, as revenues for facility and field/gym rentals were down a combined \$505,012, or 62% versus prior year. Working creatively within the confines of the County health mandates, the Recreation team did see growth in its youth sports/fitness offerings (up \$35,306, or 28%), as did the Aquatics unit, which established new multi-year agreements during the later half of the year with local swim teams that drove modest growth of \$19,357, or 7%.

- Operating Contributions and Grants, largely associated with the District's Youth Services programs but which also includes a \$200,000 open space grant from the East Bay Regional Park District, amounted to \$1,212,144, a decline of \$294,711, or 20%, versus prior year, driven by the aforementioned reductions in ASES funding for PAL and Believes.
- Capital Contributions and Grants, which largely represents the AB1600 (developer fees) funds used to finance the majority of CIP project activity for projects that increase park resource capacity, amounted to \$154,181, a decline of \$3,833,501, or 96% versus prior year, a reflection of the pandemic-driven constraints on the District's capacity to take on significant project activity.

Total District Expenses, based on full accrual accounting (eg, including depreciation expense as opposed to one-time capital outlays and entries related to Net Pension and OPEB expense) were \$21,822,105 or \$4,728,483 (18%) below the prior year. This decline is largely driven by operational changes which are noted below:

- Salaries & Benefits expenses totaled \$11,848,622, which is \$3,098,599, or 21%, below the prior year, as the District implemented organizational changes in October, 2020 and responded to limitations on programming driven by County health mandates by reducing hours for part-time staff. In addition, annual step increases were suspended and no COLA was provided to staff. Only unemployment costs grew dramatically versus prior year (the District is self-insured), from \$112,249 in FY19-20 to \$404,991 in FY20-21.

LIVERMORE AREA RECREATION AND PARK DISTRICT

MANAGEMENT'S DISCUSSION AND ANALYSIS

JUNE 30, 2021

- Services and Supply expenses amounted to \$5,233,138, down \$1,083,992, or 17%, versus the prior year. Of note: the District absorbed \$208,000 in election fees in the current fiscal year (versus \$0 in the the prior year), added \$263,750 in cost of issuance expenses related to the POBs, and had its first full year of debt service expenses for the PG&E on-bill-financing (increase of \$91,951 versus prior year). In addition, insurance premiums grew by \$142,710, or 35%, due to the impact of the extraordinary California wild-fire activity. While last year's expenses included a one-time write off of \$257,737 for professional services outlays that had been treated as works in progress on the balance sheet for capital projects that were no longer viable, across the board expense control and pandemic-driven limitations on program offerings are keys to the year-over-year reduction in spending, a good example being maintenance of structures and grounds, where prudent spending practices drove a reduction of \$344,715, or 39%.

CAPITAL ASSETS

As of June 30, 2021, the District had \$88,773,879 in capital assets, net of depreciation, down \$3,870,395, or 4%, versus prior year as incremental depreciation outweighed the District's modest capital spend in FY20-21. The following table illustrates changes from the prior year:

	<u>June 30,</u> <u>2021</u>	<u>June 30,</u> <u>2020</u>	<u>Amount</u> <u>Increase</u> <u>(Decrease)</u>	<u>Percent</u> <u>Increase</u> <u>(Decrease)</u>
Land	\$ 52,817,819	\$ 52,817,819	\$ -	0%
Construction in Progress	346,937	1,695,837	(1,348,900)	-80%
Depreciable Assets	103,505,411	102,358,791	1,146,620	1%
Capital Asset at Cost	156,670,167	156,872,447	(202,280)	0%
Less Accumulated Depreciation	(67,896,288)	(64,228,173)	(3,668,115)	6%
Capital Assets, Net	<u>\$ 88,773,879</u>	<u>\$ 92,644,274</u>	<u>\$ (3,870,395)</u>	<u>-4%</u>

- At \$346,937, Construction in Progress is significantly below the prior year, reflecting the fact that the Sunset Park project, which amounted to \$1,209,885 of the prior year's balance, was completed this year, and there were relatively few projects in progress as of June 30, 2021. The components of Construction in Progress as of June 30, 2021 include: Joe Mitchell ESS buildings (\$164,939), Rodeo Stadium Infrastructure improvements (\$44,851), and the Patterson Ranch Trail (\$72,505).
- Depreciable Assets increased by \$1,146,620. While the District wrote-off 19 aged vehicles which had an original cost of \$440,053, asset additions included the completed Sunset Park playground (\$1,242,712), several building projects totaling \$265,149, and May Nissen tennis court fencing (\$62,090).

LIVERMORE AREA RECREATION AND PARK DISTRICT

MANAGEMENT'S DISCUSSION AND ANALYSIS

JUNE 30, 2021

BUDGETARY PROCESS

In its commitment to fiscal responsibility, the District adopts an annual operating budget that reflects an activity-based budgeting approach that is applied to all elements of the District's operating plan for the upcoming fiscal year, and a multi-year Capital Improvement Program (CIP) for capital projects that are prioritized by the District's Board of Directors. At mid-year, the District revisits both its Operating and CIP budgets to reflect updated information and modifications to plans relative to what had been reflected in the original budgets that were created prior to the onset of the fiscal year.

REQUESTS FOR FINANCIAL INFORMATION

This financial report provides the public and business associates with a general overview of District finances and demonstrates the District's fiscal accountability for the money it receives. If you have any questions about this report, or need additional financial information, please contact the Business Services Manager:

Jeffrey Schneider, Business Services Manager
Livermore Area Recreation & Park District
4444 East Avenue
Livermore, CA 94550
(925) 373-5716
jschneider@larpd.org

BASIC FINANCIAL STATEMENTS

LIVERMORE AREA RECREATION AND PARK DISTRICT

STATEMENT OF NET POSITION

JUNE 30, 2021

	<u>Governmental Activities</u>
ASSETS	
Cash and investments (Note 2)	
Available for operations	\$ 7,939,479
Petty cash	6,110
Available for restricted programs	1,757,126
Accounts receivable	855,335
Prepaid expenses	112,856
Capital assets, net of accumulated depreciation (Note 3)	88,773,879
Total Assets	<u>99,444,785</u>
DEFERRED OUTFLOWS OF RESOURCES	
Deferred outflows related to pensions (Note 5)	18,352,307
Deferred outflows related to OPEB (Note 6)	502,665
Total Deferred Outflows of Resources	<u>18,854,972</u>
LIABILITIES	
Accounts payable	682,944
Accrued salaries and wages	437,922
Accrued liabilities	200,540
Unearned revenue	459,600
Long-term liabilities:	
Due within one year	817,631
Due in more than one year	28,293,532
Total Liabilities	<u>30,892,169</u>
DEFERRED INFLOWS OF RESOURCES	
Deferred inflows related to pensions (Note 5)	3,001,231
Deferred inflows related to OPEB (Note 6)	1,302,597
Deferred gain on pension obligation bonds	263,750
Total Deferred Inflows of Resources	<u>4,567,578</u>
NET POSITION	
Net investment in capital assets	87,355,200
Restricted	390,900
Unrestricted	(4,906,090)
Total Net Position	<u>\$ 82,840,010</u>

The accompanying notes are an integral part of these financial statements.

LIVERMORE AREA RECREATION AND PARK DISTRICT

STATEMENT OF ACTIVITIES

FOR THE FISCAL YEAR ENDED JUNE 30, 2021

<u>Functions/Programs</u>	<u>Expenses</u>	<u>Program Revenues</u>			<u>Net (Expense)</u>
		<u>Charges For</u>	<u>Operating</u>	<u>Capital</u>	<u>Revenue and</u>
			<u>Services</u>	<u>Contributions</u>	<u>Contributions</u>
			<u>and Grants</u>	<u>and Grants</u>	<u>Net Position</u>
					<u>Governmental</u>
					<u>Activities</u>
Governmental activities:					
Parks and Recreation	\$ 21,822,105	\$ 3,002,406	\$ 1,212,144	\$ 154,181	\$ (17,453,374)
		General revenues:			
					13,242,711
					13,242,711
					(4,210,663)
					87,050,673
					\$ 82,840,010

LIVERMORE AREA RECREATION AND PARK DISTRICT

BALANCE SHEET - GOVERNMENTAL FUNDS

JUNE 30, 2021

	<u>General Fund</u>
ASSETS	
Cash and investments (Note 2)	
Available for operations	\$ 7,939,479
Petty cash	6,110
Available for restricted programs	1,757,126
Accounts receivable	855,335
Prepaid expenses	112,856
Total Assets	<u>\$ 10,670,906</u>
LIABILITIES AND FUND BALANCES	
Liabilities:	
Accounts payable	\$ 681,574
Accrued salaries and wages	437,922
Accrued liabilities	200,540
Unearned revenue	459,600
Total Liabilities	<u>1,779,636</u>
Fund Balances (Note 8):	
Nonspendable	112,856
Restricted	390,900
Committed	958,000
Unassigned	7,429,514
Total Fund Balance	<u>8,891,270</u>
Total Liabilities and Fund Balance	<u>\$ 10,670,906</u>

LIVERMORE AREA RECREATION AND PARK DISTRICT
RECONCILIATION OF GOVERNMENTAL FUNDS BALANCE SHEET
TO THE STATEMENT OF NET POSITION
FOR THE YEAR ENDED JUNE 30, 2021

Total fund balances - governmental funds \$ 8,891,270

Amounts reported for assets and liabilities for governmental activities in the statement of net position are different from amounts reported in governmental funds because:

Deferred outflows and inflows of resources relating to pensions: In governmental funds, deferred outflows and inflows of resources relating to pensions are not reported because they are applicable to future periods. In the statement of net position, deferred outflows and inflows of resources relating to pension are reported.

Deferred outflows of resources relating to pensions	18,352,307
Deferred inflows of resources relating to pensions	(3,001,231)

Deferred outflows and inflows of resources relating to OPEB: In governmental funds, deferred outflows and inflows of resources relating to OPEB are not reported because they are applicable to future periods. In the statement of net position, deferred outflows and inflows of resources relating to OPEB are reported.

Deferred outflows of resources relating to OPEB	502,665
Deferred inflows of resources relating to OPEB	(1,302,597)

Unamortized costs: In governmental funds, debt issue costs and premiums are recognized in the period they are incurred. In the government-wide statements, debt issue costs and premiums are amortized over the life of the debt. Unamortized debt issue costs and premiums included in deferred inflows and outflows on the statement of net position are:

Deferred gain on pension obligation bonds	(263,750)
---	-----------

Unmatured interest on long-term debt: In governmental funds, interest on long-term debt is not recognized until the period in which it matures and is paid. In the government-wide statement of activities, it is recognized in the period that it is incurred. The additional liability for unamatured interest owing at the end of the period was:

(1,370)

Capital Assets: In governmental funds only current assets are reported. In the statement of net position, all assets are reported, including capital assets and accumulated depreciation.

Capital assets at historical cost	156,670,167	
Accumulated depreciation	<u>(67,896,288)</u>	
Capital assets, net		88,773,879

Long-term liabilities: In governmental funds, only current liabilities are reported. In the statement of net position, all liabilities, including long-term liabilities, are reported. Long-term liabilities relating to governmental activities consist of:

PG&E on-bill financing	(1,418,679)
Pension obligation bonds	(12,875,000)
Net pension liability	(14,126,234)
Net OPEB liability	(32,184)
Compensated absences	<u>(659,066)</u>

Total net position - governmental activities	<u><u>\$ 82,840,010</u></u>
--	-----------------------------

LIVERMORE AREA RECREATION AND PARK DISTRICT

STATEMENT OF REVENUES, EXPENDITURES, AND CHANGES IN FUND BALANCE
GOVERNMENTAL FUNDS

FOR THE FISCAL YEAR ENDED JUNE 30, 2021

	<u>General Fund</u>
REVENUES	
Taxes	\$ 13,242,711
Earned income	4,214,550
Capital development	154,181
Total revenues	<u>17,611,442</u>
EXPENDITURES	
Salaries and employee benefits	11,848,622
Services and supplies	182,206
Maintenance	733,964
Utilities	1,678,711
Professional service	850,170
Communications	139,027
Transportation	77,316
Training & Conferences	3,366
District legal expense	120,000
Program services and supplies	249,101
Insurance	546,180
Instructor and sports officials	99,724
Rents and leases	300,125
Debt service	157,631
Field Trips & Events	(965)
Finance Charge and Interest	46,275
Licensing	14,304
Publications and Legal	2,106
Memberships	27,189
Miscellaneous	6,708
Total operating expenditures	<u>17,081,760</u>
Capital outlay	<u>181,615</u>
Total expenditures	<u>17,263,375</u>
Excess of revenues over expenditures	<u>348,067</u>
OTHER FINANCING SOURCES/(USES)	
Proceeds from Pension Obligation Bond issuance	12,875,000
Payment of Pension Obligation	<u>(12,611,250)</u>
Total other financing sources	<u>263,750</u>
Net change in fund balance	611,817
Fund balance - July 1, 2020	<u>8,279,453</u>
Fund balance - June 30, 2021	<u>\$ 8,891,270</u>

The accompanying notes are an integral part of these financial statements.

LIVERMORE AREA RECREATION AND PARK DISTRICT

**RECONCILIATION OF THE GOVERNMENTAL FUNDS STATEMENT OF REVENUES,
EXPENDITURES, AND CHANGES IN FUND BALANCES TO THE STATEMENT OF
ACTIVITIES**

FOR THE FISCAL YEAR ENDED JUNE 30, 2021

Net change in fund balances		\$ 611,817
<p>Amounts reported for governmental activities in the Statement of Activities are different because of the following:</p> <p>Acquisitions of capital assets are reported in governmental funds as expenditures. However, in the statement of activities, the cost of those assets is allocated over their estimated useful lives as depreciation expense.</p>		
Capital outlay	\$ 237,773	
Depreciation expense	<u>(4,108,168)</u>	(3,870,395)
<p>Compensated absences: In governmental funds, compensated absences are measured by the amounts paid during the period. In the statement of activities, compensated absences are measured by the amounts earned. The difference between compensated absences paid and earned was:</p>		
		78,328
<p>Debt proceeds: In governmental funds, proceeds from debt are recognized as Other Financing Sources. In the government-wide statements, proceeds from debt are reported as increases to liabilities. Amount recognized in governmental funds as proceeds from debt was:</p>		
		(12,875,000)
<p>Debt service: In governmental funds, repayments of long-term debt are reported as expenditures. In the government-wide statements, repayments of long-term debt are reported as reductions of liabilities. Expenditures for repayment of the principal portion of long-term debt were:</p>		
		91,951
<p>Unmatured interest on long-term debt: In governmental funds, interest on long-term debt is recognized in the period that it becomes due. In the government-wide statement of activities, it is recognized in the period that it is incurred. Unmatured interest owing at the end of the period, less matured interest paid during the period but owing from the prior period was:</p>		
		(1,370)
<p>Amortization of deferred gain or loss from debt issuance: In governmental funds, if debt is issued at a premium or at a discount, the premium or discount is recognized as an Other Financing Source or an Other Financing Use in the period it is incurred. In the government-wide statements, the premium or discount, plus any deferred gain or loss from debt issuance, is amortized as interest over the life of the debt. Amortization of premium or discount, or deferred gain or loss from debt issuance, for the period is:</p>		
		(263,750)
<p>Pensions: In government funds, pension costs are recognized when employer contributions are made in the statement of activities, pension costs are recognized on the accrual basis. This year, the difference between accrual-basis pension costs and actual employer contributions was:</p>		
		11,948,478
<p>OPEB: In government funds, OPEB costs are recognized when employer contributions are made in the statement of activities, OPEB costs are recognized on the accrual basis. This year, the difference between accrual-basis OPEB costs and actual employer contributions was:</p>		
		<u>69,278</u>
Change in net position of governmental activities		<u>\$ (4,210,663)</u>

LIVERMORE AREA RECREATION AND PARK DISTRICT

NOTES TO THE FINANCIAL STATEMENTS

FOR THE FISCAL YEAR ENDED JUNE 30, 2021

1. SUMMARY OF SIGNIFICANT ACCOUNTING POLICIES

A. ORGANIZATION

The Livermore Area Recreation and Park District was organized in 1947 to provide parks and recreation for the incorporated and unincorporated areas of Livermore, California. An elected five-member Board of Directors who is served by a full-time General Manager and staff governs the District.

The financial statements of the Livermore Area Recreation and Park District are prepared in accordance with accounting principles generally accepted in the United States of America (GAAP). The District's reporting entity applies all relevant Governmental Accounting Standards Board (GASB) pronouncements.

B. BASIS OF PRESENTATION

Government-Wide Financial Statements

The statement of net position and the statement of activities display information about the District. These statements include the financial activities of the overall government, except for fiduciary activities. Eliminations have been made to minimize the double counting of internal activities.

The government-wide statement of net position presents information on all of the District's assets, deferred outflow of resources and liabilities and deferred inflow of resources, with the difference between the two presented as net position. Net position is reported as one of three categories: net investment in capital asset; restricted or unrestricted.

The government-wide statement of activities presents a comparison between direct expenses and program revenues for each function or program of the District's governmental activities. Direct expenses are those that are specifically associated with a service, program, or department and are, therefore, clearly identifiable to a particular function. The District does not allocate indirect expenses to functions in the statement of activities. Program revenues include charges paid by the recipients of goods or services offered by a program, as well as grants and contributions that are restricted to meeting the operational or capital requirements of a particular program. Revenues, which are not classified as program revenues, are presented as general revenues of the District, with certain exceptions. The comparison of direct expenses with program revenues identifies the extent to which each governmental function is self-financing or draws from the general revenues of the District.

The District reports all direct expenses by function in the Statement of Activities. Direct expenses are those that are clearly identifiable with a function. Depreciation expense is specifically identified by function and is included in the direct expense function.

Fund Financial Statements

Fund financial statements report detailed information about the District. The focus of governmental fund financial statements is on major funds rather than reporting funds by type. Each major governmental fund is presented in a separate column.

LIVERMORE AREA RECREATION AND PARK DISTRICT

NOTES TO THE FINANCIAL STATEMENTS

FOR THE FISCAL YEAR ENDED JUNE 30, 2021

C. MEASUREMENT FOCUS AND BASIS OF ACCOUNTING

Government-Wide Financial Statements

The government-wide financial statements are reported using the economic resources measurement focus and the accrual basis of accounting. Revenues are recorded when earned and expenses are recorded when a liability is incurred, regardless of the timing of related cash flows. Property taxes are recognized as revenues in the year for which they are levied. Grants and similar items are recognized as revenue as soon as all eligibility requirements are met. Expenses are recorded when liabilities are incurred.

Governmental Fund Financial Statements

Governmental fund financial statements (i.e., balance sheet and statement of revenues, expenditures and changes in fund balances) are reported using the current financial resources measurement focus and the modified accrual basis of accounting. Revenue resulting from exchange transactions, in which each party gives and receives essentially equal value, is recorded under the accrual basis when the exchange takes place. On a modified accrual basis, revenue is recorded in the fiscal year in which the resources are measurable and become available. "Available" means the resources will be collected within the current fiscal year or are expected to be collected soon enough thereafter to be used to pay liabilities of the current fiscal year. For the District, "available" means collectible within the current period or within 120 days after year-end.

Non-exchange transactions, in which the District receives value without directly giving equal value in return, include property taxes, grants, and entitlements. Under the accrual basis, revenue from property taxes is recognized in the fiscal year for which the taxes are levied. Revenue from grants and entitlements is recognized in the fiscal year in which all eligibility requirements have been satisfied. Eligibility requirements include timing requirements, which specify the year when the resources are to be used, or the fiscal year when use is first permitted; matching requirements, in which the District must provide local resources to be used for a specified purpose; and expenditure requirements, in which the resources are provided to the District on a reimbursement basis. Under the modified accrual basis, revenue from non-exchange transactions, such as property taxes, are recognized when received.

Expenditures generally are recorded when a liability is incurred, as under accrual accounting. However, debt service expenditures, as well as expenditures related to compensated absences and claims and judgments, are recorded only when payment is due.

D. FUND ACCOUNTING

The accounts of the District are organized on the basis of funds or account groups, each of which is considered to be a separate accounting entity. The operations of each fund are accounted for with a separate set of self-balancing accounts that comprise its assets, liabilities, fund equity, revenues, and expenditures or expenses, as appropriate. District resources are allocated to and accounted for in individual funds based upon the purpose for which they are to be spent and the means by which spending activities are controlled. The District has one fund as follows:

LIVERMORE AREA RECREATION AND PARK DISTRICT

NOTES TO THE FINANCIAL STATEMENTS

FOR THE FISCAL YEAR ENDED JUNE 30, 2021

D. FUND ACCOUNTING (CONTINUED)

Governmental Fund

General Fund is the general operating fund of the District. It is used to account for all transactions except those required or permitted by law to be accounted for in another fund.

E. CASH AND CASH EQUIVALENTS

For purposes of the statement of net position/balance sheet, the District considers all short-term highly liquid investments, including restricted assets, and amounts held with the fiscal agent to be cash and cash equivalents. Amounts held with the fiscal agent and investments held are available on demand to the District.

F. CAPITAL ASSETS

Capital assets, which can include property, facilities and equipment, are capitalized at total acquisition cost, provided such cost exceeds \$5,000 and the expected useful life of the asset is more than one year. Depreciation is recorded on all depreciable capital assets on a straight-line basis over the following estimated useful lives:

<u>Asset</u>	<u>Years</u>
Buildings	30
Machines and Equipment	10
Parks and Recreation Areas	10
Vehicles	5

G. ACCOUNTS RECEIVABLE

The District's receivables include amounts due from other governmental agencies and consists mostly of AB 1600 development impact fees held by the City of Livermore. Management has determined that the District's receivables are fully collectible. Accordingly, no allowance for doubtful accounts has been made.

H. COMPENSATED ABSENCES

District employees are entitled to certain compensated absences based on the length of their employment, which will be paid to them upon separation from the District. Compensated absences accumulate and are accrued when they are earned and reported as a liability in the government-wide financial statements. The balance at June 30, 2021 was \$659,066.

LIVERMORE AREA RECREATION AND PARK DISTRICT

NOTES TO THE FINANCIAL STATEMENTS

FOR THE FISCAL YEAR ENDED JUNE 30, 2021

I. FUND BALANCE

In accordance with Governmental Accounting Standards Board (GASB) Statement No. 54, "*Fund Balance Reporting and Governmental Fund Type Definitions*", the District is required to report fund balances in the following categories: Nonspendable, Restricted, Committed, Assigned and/or Unassigned.

Nonspendable Fund Balance reflects assets not in spendable form, either because they will never convert to cash (prepaid expense) or must remain intact pursuant to legal or contractual requirements.

Restricted Fund Balance reflects amounts that can be spent only for the *specific purposes* stipulated by constitution, external resource providers, or through enabling legislation.

Committed Fund Balance reflects amounts that can be used only for the *specific purposes* determined by a formal action of the government's highest level of decision-making authority: the Board of Directors. Commitments may be established, modified, or rescinded only through resolutions approved by the Board of Directors.

Assigned Fund Balance reflects amounts intended to be used by the government for *specific purposes* but do not meet the criteria to be classified as restricted or committed. Under the District's adopted policy, only the Board of Directors is authorized to assign amounts for specific purposes.

Unassigned Fund Balance represents the residual classification for the government's general fund and includes all spendable amounts not contained in the other classifications.

When expenditures are incurred for purposes of which restricted, committed, assigned and unassigned fund balances are available, the District considers restricted funds to have been spent first, followed by committed, assigned and unassigned, respectively. See Note 8 for schedule of fund balances.

J. RESTRICTED NET POSITION

The government-wide statement of net position reports restricted net position at June 30, 2021 as \$390,900, which is restricted by the funding source for the programs indicated.

LIVERMORE AREA RECREATION AND PARK DISTRICT

NOTES TO THE FINANCIAL STATEMENTS

FOR THE FISCAL YEAR ENDED JUNE 30, 2021

K. PROPERTY TAXES

The District's property taxes are levied each calendar year on all taxable real property located in the District. Property taxes are recorded on an accrual basis of accounting. The County Assessor is responsible for assessment of all taxable real property within Alameda County. The County Clerk computes the annual tax for each parcel of real property and prepares tax books used by the County Collector as the basis for issuing tax bills to all taxpayers in the County. Property taxes are collected by the County Collector and are submitted to the County Treasurer, who remits to each unit its respective share of the collections. Taxes levied in one year become due and payable in two installments during the following year generally on November 1st and February 1st. The first installment is an estimated bill, and is approximately one-half of the prior year's tax bill. The second installment is based on the current levy, assessment, equalization, and certificate to limit levy, if any and any changes from the prior year will be reflected in the second installment bill.

L. USE OF ESTIMATES

The financial statements have been prepared in conformity with generally accepted accounting principles and, as such, include amounts based on management's informed estimates and judgments, with consideration given to materiality. Actual results could differ from those amounts.

M. RECLASSIFICATIONS

Certain accounts in the prior-year financial statements have been reclassified for comparative purposes to conform with the presentation in the current-year financial statements

N. RISK MANAGEMENT

The District is exposed to various risks of loss related to torts; theft of, damage to and destruction of assets; errors and omissions; injuries to employees; and natural disasters for which the District carries insurance as described in Note 9.

O. INCOME TAXES

The District is a governmental entity and as such its income is exempt from taxation under Section 115(1) of the Internal Revenue Code and Section 23701d of the California and Taxation Code. Accordingly, no provision for federal or state income taxes has been made in the accompanying financial statements.

P. PENSIONS

For purposes of measuring the net pension liability and deferred outflows/inflows of resources related to pensions, and pension expense, information about the net position of the Livermore Area Recreation and Park District's Alameda County Employees' Retirement Association (ACERA) plans and additions to/deductions from the Plans' fiduciary net position have been determined on the same basis as they are reported by ACERA. For this purpose, benefit payments (including refunds of employee contributions) are recognized when due and payable in accordance with the benefit terms. Investments are reported at fair value.

LIVERMORE AREA RECREATION AND PARK DISTRICT

NOTES TO THE FINANCIAL STATEMENTS

FOR THE FISCAL YEAR ENDED JUNE 30, 2021

Q. OTHER POSTEMPLOYMENT BENEFITS (OPEB)

For purposes of measuring the District's OPEB liability, deferred outflows of resources and deferred inflows of resources related to OPEB, and OPEB expense, information about the fiduciary net position of the District's OPEB Plan (OPEB Plan) and additions to/deductions from the District's fiduciary net position have been determined on the same basis as they are reported by the OPEB Plan. For this purpose, the OPEB Plan recognizes benefit payments when due and payable in accordance with the benefit terms. Investments are reported at fair value, except for money market investments and participating interest earning investment contracts that have a maturity at the time of purchase of one year or less, which are reported at cost.

R. DEFERRED INFLOWS AND OUTFLOWS

In addition to assets, the balance sheet reports separate sections for deferred outflows of resources and deferred inflows of resources. Deferred outflows of resources represent a consumption of resources that applies to a future period(s) and will not be recognized as an outflow of resources (expense) until then. Consequently, deferred inflows of resources represent an acquisition of resources that applies to future period(s) and will not be recognized as an inflow of resources (revenue) until that time.

Contributions made to the District's pension and OPEB plans after the measurement date but before the fiscal year end are recorded as a deferred outflow of resources and will reduce the net pension and OPEB liabilities in the next year.

Additional factors involved in the calculation of the District's pension and OPEB expenses and net pension and OPEB liabilities include the differences between expected and actual experience, changes in assumptions, differences between projected and actual investment earnings, changes in proportion, and differences between the District's contributions and proportionate share of contributions. These factors are recorded as deferred outflows and inflows of resources and amortized over various periods.

As of June 30, 2021, the District had deferred outflows of \$18,854,972 and deferred inflows of \$4,567,578.

LIVERMORE AREA RECREATION AND PARK DISTRICT

NOTES TO THE FINANCIAL STATEMENTS

FOR THE FISCAL YEAR ENDED JUNE 30, 2021

2. CASH AND INVESTMENTS

The District maintains commercial bank accounts and accounts with the Alameda County Treasurer.

The District's cash balances at June 30, 2021:

Alameda County Treasurer - General	\$ 7,561,061
US Bank - General Account	2,137,616
US Bank - Merchant Card Account	(2,072)
Petty Cash	6,110
Total Cash and Cash Equivalents	<u>\$ 9,702,715</u>

Cash and investments are presented in three categories on the statement of net position at June 30, 2021:

<u>Cash and investments</u>	
Available for operations	\$ 7,939,479
Petty cash	6,110
Available for restricted programs	1,757,126
Total Cash and investments	<u>\$ 9,702,715</u>

Pooled Funds

The District maintains substantially all of its cash in the Alameda County Treasury. The County pools and invests the cash. These pooled funds are carried at cost which approximates fair value. Interest earned is deposited quarterly into participating funds. Any investment losses are proportionately shared by all funds in the pool.

Because the deposits are maintained in a recognized pooled investment fund under the care of a third party and the share of the pool does not consist of specific, identifiable investment securities owned by the District, no disclosure of the individual deposits and investments or related custodial risk classifications is required.

In accordance with applicable State laws, the Alameda County Treasurer may invest in derivative securities. However, at June 30, 2021, the Alameda County Treasurer has represented that the Treasurer's pooled investment fund contained no derivatives or other investments with similar risk profiles.

Deposits - Custodial Credit Risk

The carrying amount of the District's accounts with US Bank at June 30, 2021 was \$2,135,544 and the bank balance was \$2,073,452. Deposits held in banks are insured up to \$250,000 by the Federal Depository Insurance Corporation. Should deposits exceed the insured limits, the balance is covered by collateral held by the bank in accordance with California law requiring the depository bank to hold collateral equal to 110% of the excess government funds on deposit. This collateral must be in the form of government-backed securities. All cash held by financial institutions at June 30, 2021 was fully insured or collateralized.

LIVERMORE AREA RECREATION AND PARK DISTRICT

NOTES TO THE FINANCIAL STATEMENTS

FOR THE FISCAL YEAR ENDED JUNE 30, 2021

3. PROPERTY AND EQUIPMENT

Capital assets activity for the year ended June 30, 2021, was as follows:

	Balance July 1, 2020	Additions	Deletions	Balance June 30, 2021
Capital Assets, not being depreciated:				
Land	\$ 52,817,819	\$ -	\$ -	\$ 52,817,819
Construction in progress	1,695,837	227,808	1,576,708	346,937
Total	<u>54,513,656</u>	<u>227,808</u>	<u>1,576,708</u>	<u>53,164,756</u>
Capital assets, being depreciated:				
Buildings	46,654,298	270,689	-	46,924,987
Park Improvements	51,805,513	1,307,189	-	53,112,702
Equipment	3,898,980	8,795	440,053	3,467,722
Total	<u>102,358,791</u>	<u>1,586,673</u>	<u>440,053</u>	<u>103,505,411</u>
Accumulated Depreciation				
Buildings	25,880,884	1,629,995	-	27,510,879
Park Improvements	35,270,880	2,133,305	-	37,404,185
Equipment	3,076,409	344,868	440,053	2,981,224
Total	<u>64,228,173</u>	<u>4,108,168</u>	<u>440,053</u>	<u>67,896,288</u>
Net Capital Assets being depreciated	<u>38,130,618</u>	<u>(2,521,495)</u>	<u>-</u>	<u>35,609,123</u>
Capital Assets, net	<u>\$ 92,644,274</u>	<u>\$ (2,293,687)</u>	<u>\$ 1,576,708</u>	<u>\$ 88,773,879</u>

Depreciation expense of \$4,108,168 was all charged to the Parks and Recreation function.

LIVERMORE AREA RECREATION AND PARK DISTRICT

NOTES TO THE FINANCIAL STATEMENTS

FOR THE FISCAL YEAR ENDED JUNE 30, 2021

4. LONG- TERM LIABILITIES

Changes in Long-Term Liabilities

A schedule of changes in long-term liabilities for the year ended June 30, 2021 is as follows:

	Balance July 1, 2020	Additions	Deductions	Balance June 30, 2021	Due Within One Year
Net Pension Liability	\$ 13,701,573	\$ 424,661	\$ -	\$ 14,126,234	\$ -
Net OPEB Liability	495,308	-	463,124	32,184	-
Pension Obligation Bonds	-	12,875,000	-	12,875,000	660,000
PG&E On-Bill Financing	1,510,630	-	91,951	1,418,679	157,631
Compensated Absences	737,394	-	78,328	659,066	-
Total	\$ 16,444,905	\$13,299,661	\$ 633,403	\$ 29,111,163	\$ 817,631

Net Pension Liability

Net pension liability is accrued in accordance with the provisions of Governmental Accounting Standards Board Statement No. 68, *Accounting and Financial Reporting for Pensions*. Employee Retirement Systems and the related pension liabilities are discussed further in Note 5 to the basic financial statements.

Net OPEB Liability

Net OPEB liability is accrued in accordance with the provisions of Governmental Accounting Standards Board Statement No. 75, *Accounting and Financial Reporting for Postemployment Benefits other than Pensions*. Other postemployment benefit plan and the related OPEB liability are discussed further in Note 6 to the basic financial statements.

PG&E On-Bill Financing

The District received an interest-free loan through PG&E in the amount of \$1,576,310 to finance an energy-efficient retrofit project. The loan calls for monthly payments of \$13,135.92 for 120 months beginning in January 2020. In May 2020, the District received a 6-month loan deferral until December 2020. Future loan payments are as follows:

Year Ended June 30	Payments
2022	\$ 157,631
2023	157,631
2024	157,631
2025	157,631
2026	157,631
2027-2030	630,524
Total	\$ 1,418,679

LIVERMORE AREA RECREATION AND PARK DISTRICT

NOTES TO THE FINANCIAL STATEMENTS

FOR THE FISCAL YEAR ENDED JUNE 30, 2021

4. LONG- TERM LIABILITIES (CONTINUED)

Pension Obligation Bonds

In June 2021, the District issued Pension Obligation Bonds totaling \$12,875,000. The bonds were issued to refund certain obligations of the District owed to the Alameda County Employees' Retirement Association (ACERA) with respect to pension benefits accruing with respect to current and former District employees and to pay costs of issuing the bonds. The serial bonds bear interest rates from 0.332% to 2.915% and are scheduled to mature through February 1, 2038. Future debt payments are as follows:

Year Ended	
June 30	Payments
2022	\$ 660,000
2023	550,000
2024	550,000
2025	565,000
2026	720,000
2027-2031	3,775,000
2032-2036	4,205,000
2037-2038	1,850,000
Total	<u>\$ 12,875,000</u>

5. EMPLOYEE RETIREMENT SYSTEM

Plan Description

Plan Administration

The District contributes to the Alameda County Employees' Retirement Association (ACERA), a cost-sharing multiple employer, defined benefit, public employee retirement system. The system provides service retirement, disability, death, and survivor benefits to plan members and beneficiaries. The County of Alameda administers the Plan under provisions of the County Employees Retirement Law of 1937. Alameda County Employees' Retirement Association issues a separate annual comprehensive financial report. Copies of the annual financial report may be obtained by visiting their website at www.acera.org.

Benefits Provided

Membership for employees is effective on the first day of employee's hire in an ACERA covered position. The first date of employment is the date of entry into ACERA membership. As of this date of entry, payroll deductions for retirement contributions begin and service credit for each hour of work is earned.

LIVERMORE AREA RECREATION AND PARK DISTRICT

NOTES TO THE FINANCIAL STATEMENTS

FOR THE FISCAL YEAR ENDED JUNE 30, 2021

5. EMPLOYEE RETIREMENT SYSTEM (CONTINUED)

Any new member who becomes a member on or after January 1, 2013 is placed into Tier 4 and is subject to the provisions of California Public Employees’ Pension Reform Act of 2013 (PEPRA), California Government Code 7522 et seq. and Assembly Bill (AB) 197.

General members enrolled in Tiers 1 or 3 are eligible to retire once they attain the age of 70 regardless of service or at age 50 with five or more years of retirement service credit and a total of 10 years of qualifying membership. A non-Tier 4 General member with 30 years of service is eligible to retire regardless of age. General members enrolled in Tier 4 are eligible to retire once they have attained the age of 52 and have acquired five years of retirement service credit, or at age 70 regardless of service. The retirement benefit the member will receive is based upon age at retirement, final average compensation, years of retirement service credit and retirement plan and tier.

The Plans’ provisions and benefits in effect at June 30, 2021, are summarized as follows:

General Tier	ACERA		
	1	3	4
		On or after	On or after
Hire date	Various	October 1, 2008	January 1, 2013
Benefit formula	2% @ 57	2.5% @ 55	2.5% @ 67
Benefit vesting schedule	5 yrs. of service	5 yrs. of service	5 yrs. of service
Benefit payments	monthly for life	monthly for life	monthly for life
Retirement age	57	55	67
Monthly benefits, as a % of eligible compensation	varies	varies	varies
Required employee contribution rates	7.83% - 16.20%	9.43% - 17.71%	8.85%
Required employer contribution rates	38.07%	43.82%	36.60%

Plan Membership

At December 31, 2020, pension plan membership consisted of the following:

Retired members or beneficiaries currently receiving benefits	10,292
Inactive vested members entitled to but not yet receiving benefits	3,028
Active members	<u>11,322</u>
Total	<u><u>24,642</u></u>

Contributions

Livermore Area Recreation and Park District contributes to the retirement plan based upon actuarially determined contribution rates adopted by the Board of Retirement. Employer contribution rates are adopted annually based upon recommendations received from ACERA’s actuary after the completion of the annual actuarial valuation. Members are required to make contributions to ACERA regardless of the retirement plan or tier in which they are included.

LIVERMORE AREA RECREATION AND PARK DISTRICT

NOTES TO THE FINANCIAL STATEMENTS

FOR THE FISCAL YEAR ENDED JUNE 30, 2021

5. EMPLOYEE RETIREMENT SYSTEM (CONTINUED)

For the year ended June 30, 2021 **and 2020**, employer contributions by the District to ACERA were \$1,490,917 and \$1,306,574, respectively.

Pension Liabilities, Pension Expenses and Deferred Outflows/Inflows of Resources Related to Pensions

As of June 30, 2021, the District reported net pension liabilities for its proportionate share of the net pension liability of \$14,126,234.

Livermore Area Recreation and Park District's net pension liability for the Plan is measured as the proportionate share of the net pension liability. The net pension liability of the Plan is measured as of December 31, 2020, and the total pension liability for the Plan used to calculate the net pension liability was determined by an actuarial valuation as of December 31, 2019 rolled forward to December 31, 2020. Livermore Area Recreation and Park District's proportion of the net pension liability was based on a projection of the District's long-term share of contributions to the pension plan relative to the projected contributions of all participating employers, actuarially determined. The District's proportionate share of the net pension liability for the Plan as of June 30, 2021 **and 2020** is shown below:

	ACERA
Proportion - June 30, 2021	0.644%
Proportion - June 30, 2020	0.640%
Change	0.004%

For the year ended June 30, 2021, the District recognized pension expense of \$11,948,478. At June 30, 2021, the District deferred outflows of resources and deferred inflows of resources related to pensions from the following sources:

	ACERA	
	Deferred Outflows of Resources	Deferred Inflows of Resources
Pension contributions subsequent to measurement date	\$ 13,320,912	\$ -
Changes in proportion and differences between employer's contributions and proportionate share of contributions	59,936	45,153
Changes of assumptions or other inputs	1,809,278	456,158
Net difference between projected and actual earnings on pension plan investments	-	2,342,976
Difference between expected and actual experience in the Total Pension Liability	3,162,181	156,944
Total	\$ 18,352,307	\$ 3,001,231

LIVERMORE AREA RECREATION AND PARK DISTRICT

NOTES TO THE FINANCIAL STATEMENTS

FOR THE FISCAL YEAR ENDED JUNE 30, 2021

5. EMPLOYEE RETIREMENT SYSTEM (CONTINUED)

The amounts reported as deferred outflows of resources related to contributions subsequent to the measurement date of December 31, 2020 will be recognized as a reduction of the net pension liability in the year ended June 30, 2022. Other amounts reported as deferred inflows of resources related to pensions will be recognized as pension expense as follows:

Year Ended June 30	Deferred Outflows/(Inflows) of Resources
2022	\$ 681,181
2023	1,282,243
2024	(157,483)
2025	154,785
2026	69,438
Thereafter	-

Actuarial Assumptions

Actuarial Assumptions – The total pension liabilities in the June 30, 2021 actuarial valuations were determined using the following actuarial assumptions:

	<u>ACERA</u>
Valuation Date	December 31, 2019
Measurement Date	December 31, 2020
Actuarial Cost Method	Entry Age Actuarial Cost Method
Actuarial Assumptions	
Discount Rate	7.25%
Inflation	2.75%
Payroll Growth Rate	3.50%
Projected Salary Increase	General: 8.35% to 3.68%, vary by service, including inflation
Investment Rate of Return ⁽¹⁾	7.00%

⁽¹⁾ Net of pension plan investment expense, including inflation

Mortality assumptions were based on the following tables:

- *Healthy* - Pub-2010 General Healthy Retiree Amount-Weighted Above-Median Mortality Tables (separate tables for males and females), projected generationally with the two-dimensional mortality improvement scale MP-2019.
- *Disables* - Pub-2010 Non-Safety Disabled Retiree Amount-Weighted Mortality Tables (separate tables for males and females) with rates decreased by 10% for females, projected generationally with the two-dimensional mortality improvement scale MP-2019.

LIVERMORE AREA RECREATION AND PARK DISTRICT

NOTES TO THE FINANCIAL STATEMENTS

FOR THE FISCAL YEAR ENDED JUNE 30, 2021

5. EMPLOYEE RETIREMENT SYSTEM (CONTINUED)

Discount Rate

The discount rate used to measure the Total Pension Liability (TPL) was 7.00% as of December 31, 2020 and 7.25% as of December 31, 2019. The provisions of Article 5.5 of the Statute do not allow for the use of a different investment return assumption for funding than is used for interest crediting. In order to reflect the provisions of Article 5.5 of the Statute, future allocations to the SRBR as an additional outflow against the Plan's Fiduciary Net Position in the GASB crossover test. It is estimated that the additional outflow would average approximately 0.60% of assets over time, based on the results of the actuary's stochastic modeling of the 50% allocation of future excess earnings to the SRBR. \

The projection of cash flows used to determine the discount rate assumes plan member contributions will be made at the current contribution rates and that employer contributions will be made at rates equal to the actuarially determined contribution rates plus additional future contributions that would follow from the future allocation of excess earnings to the SRBR. Projected employer contributions that are intended to fund the service costs for future plan members and their beneficiaries, as well as projected contributions from future plan members, are not included. Based on those assumptions, the pension plan's Fiduciary Net Position was projected to be available to make all projected future benefit payments for current plan members. Therefore, the long-term expected rate of return on pension plan investments was applied to all periods of projected benefit payments to determine the Total Pension Liability as of both December 31, 2020 and December 31, 2019.

The long-term expected rate of return on pension plan investments was determined in 2020 using a building-block method in which expected future real rates of return (expected returns, net of inflation) are developed for each major asset class. These returns are combined to produce the long-term expected rate of return by weighting the expected future real rates of return by the target asset allocation percentage, adding expected inflation and subtracting expected investment expenses and a risk margin. The target allocation (approved by the Board) and projected arithmetic real rates of return for each major asset class, after deducting inflation, but before investment expenses are shown in the following table. This information was used in the derivation of the long-term expected investment rate of return assumption for the December 31, 2020 actuarial valuation. This information will be subject to change every three years based on the results of an actuarial experience study.

LIVERMORE AREA RECREATION AND PARK DISTRICT

NOTES TO THE FINANCIAL STATEMENTS

FOR THE FISCAL YEAR ENDED JUNE 30, 2021

5. EMPLOYEE RETIREMENT SYSTEM (CONTINUED)

<u>Asset Class</u>	<u>Target Allocation</u>	<u>Long-Term Expected Arithmetic Real Rate of Return</u>
US Large Cap Equity	22.40%	5.43%
US Small Cap Equity	2.50%	6.21%
International Developed Equity	17.00%	6.67%
International Small Cap Equity	3.00%	7.36%
Emerging Markets Equity	5.00%	8.58%
Core Plus Fixed Income	11.50%	1.10%
High Yield Bonds	1.60%	2.91%
Global Fixed Income	3.00%	-0.63%
Private Equity	10.50%	10.00%
Core Real Estate	8.00%	4.58%
Commodities	0.75%	3.46%
Infrastructure	1.75%	7.80%
Private Credit	4.00%	8.50%
Absolute Return	9.00%	3.70%
Total	<u>100.0%</u>	<u>5.56%</u>

Sensitivity of the Proportionate Share of the Net Pension Liability to Changes in the Discount Rate

The following presents the District's proportionate share of the net pension liability, calculated using the discount rate of 7.00%, as well as what the District's proportionate share of the net pension liability would be if it were calculated using a discount rate that is 1-percentage point lower or 1-percentage point higher than the current rate.

	<u>1% Decrease (6.00%)</u>	<u>Current Discount Rate (7.00%)</u>	<u>1% Increase (8.00%)</u>
Plan's Net Pension Liability	\$ 21,973,172	\$ 14,126,234	\$ 7,768,341

Pension Plan Fiduciary Net Position

Detailed information about the pension plan's fiduciary net position is available in the separately issued ACERA financial reports.

Payable to the Pension Plan

At June 30, 2021, the District had no outstanding amount of contributions to the pension plan required for the year ended June 30, 2021.

LIVERMORE AREA RECREATION AND PARK DISTRICT

NOTES TO THE FINANCIAL STATEMENTS

FOR THE FISCAL YEAR ENDED JUNE 30, 2021

6. OTHER POSTEMPLOYMENT BENEFITS

General Information about the OPEB Plan

Plan administration. The Alameda County Employees' Retirement Association (ACERA) was established by the Alameda County Board of Supervisors in 1947. ACERA is administered by the Board of Retirement and governed by the County Employees' Retirement Law of 1937 (California Government Code Section 31450 et. seq.). ACERA is a cost-sharing, multiple employer, defined benefit, public employee retirement system whose main function is to provide service retirement, disability, death, and survivor benefits to the employee members.

The management of ACERA is vested with the ACERA Board of Retirement. The Board consists of nine members and two alternates. The County Treasurer is a member of the Board of Retirement by law and is elected by the general public. Four members are appointed by the Board of Supervisors, one of whom may be a County Supervisor. Two active members are elected by the General members; one active member and one alternate are elected by the Safety members; one retired member and one alternate are elected by the retired members. All members of the Board of Retirement serve terms of three years except for the County Treasurer whose term runs concurrent with his term as County Treasurer.

Plan membership. At December 31, 2020, OPEB plan membership consisted of the following:

Retired members currently receiving medical benefits	6,664
Retired members currently receiving dental and vision benefits	7,906
Vested terminated members entitled to, but not yet receiving benefits	451
Active members	<u>11,322</u>
Total	<u><u>26,343</u></u>

Benefits provided. ACERA provides benefits to eligible employees.

Eligibility

Service Retirees. Retired with at least 10 years of service (including deferred vested members who terminate employment and receive a retirement benefit from ACERA).

Disabled Retirees. A minimum of 10 years of service is required for non-duty disability. There is no minimum service requirement for duty disability.

Other Postemployment Benefits (OPEB)

Monthly Medical Allowance

Service Retirees. For retirees not purchasing individual insurance through the Medicare Insurance Exchange, a Maximum Monthly Medical Allowance of \$578.65 per month is provided, effective January 1, 2020. For the period January 1, 2021 through December 31, 2021, the maximum allowance will remain at \$578.65 per month. For those purchasing individual insurance through the Individual Medicare Insurance Exchange, the Maximum Monthly Medical Allowance is \$443.28 per month for 2020 and 2021. These Allowances are subject to the following subsidy schedule:

LIVERMORE AREA RECREATION AND PARK DISTRICT

NOTES TO THE FINANCIAL STATEMENTS

FOR THE FISCAL YEAR ENDED JUNE 30, 2021

6. OTHER POSTEMPLOYMENT BENEFITS (CONTINUED)

Completed Years of Service	Percentage Subsidized
10-14	50%
15-19	75%
20+	100%

Disabled Retirees. Non-duty disabled retirees receive the same Monthly Medical Allowance as service retirees. Duty disabled retirees receive the same Monthly Medical Allowance as those service retirees with 20 or more years of service.

Medicare Benefit Reimbursement Plan

The SRBR reimburses the full Medicare Part B premium to qualified retired members. To qualify for reimbursement, a retiree must:

- Have at least 10 years of ACERA service,
- Be eligible for Monthly Medical Allowance,
- Provide proof of enrollment in Medicare Part B.

Dental and Vision Plans

The SRBR provides dental and vision benefits for retirees only. The maximum combined monthly dental and vision premium was \$46.28 in 2020 and is \$48.12 in 2021. The eligibility for these premiums is as follows:

<i>Service Retirees</i>	Retired with at least 10 years of service.
<i>Disabled Retirees</i>	For non-duty disabled retirees, 10 years of service is required. For grandfathered non-duty disabled retirees (with effective retirement dates on or before January 31, 2014), there is no minimum service requirement. For duty disabled retirees, there is no minimum service requirement.

Note about the Monthly Medical Allowance

The maximum levels of subsidy are reviewed by the Board annually and are not indexed to increase automatically. In addition, the Monthly Medical Allowance can only be used to pay for retiree medical benefits. There is no benefit payable to beneficiaries, current spouses, former spouses or dependents. If the actual cost of coverage is less than the Monthly Medical Allowance, the difference is not paid in cash or applied towards the coverage for beneficiaries, current spouses, former spouses or dependents.

Deferred Benefit

Members who terminate employment with 10 or more years of service before reaching Pension eligibility commencement age may elect deferred MMA and/or dental/vision benefits.

Death Benefit

Surviving spouses/domestic partners of members who die before the member commences retiree health benefits may enroll in an ACERA group medical plan on the date that the member would have been eligible to commence benefits. The surviving spouse/domestic partner must pay 100% of the premium. Because premiums for surviving spouses/domestic partners under age 65 include active participants for purposes of underwriting, the surviving spouses/domestic partners receive an implicit subsidy from the actives, which creates a liability for the SRBR.

LIVERMORE AREA RECREATION AND PARK DISTRICT

NOTES TO THE FINANCIAL STATEMENTS

FOR THE FISCAL YEAR ENDED JUNE 30, 2021

6. OTHER POSTEMPLOYMENT BENEFITS (CONTINUED)

OPEB Liabilities, OPEB Expense, and Deferred Outflows of Resources and Deferred Inflows of Resources Related to OPEB

At June 30, 2021, the District reported a liability of \$32,184 for its proportionate share of the collective net OPEB liability. The collective net OPEB liability was measured as of December 31, 2020, and the total OPEB liability used to calculate the collective net OPEB liability was determined by an actuarial valuation as of that date. The District's proportion of the collective net OPEB liability was based on a projection of the District's long-term share of contributions to the OPEB plan relative to the projected contributions of all participating employers, actuarially determined. At December 31, 2020, the District's proportion was 0.481%, which was an increase of 0.043% from its proportion measured as of December 31, 2019 (0.439%).

For the year ended June 30, 2021, the District recognized OPEB expense of \$69,278. At June 30, 2021, the District reported deferred outflows of resources and deferred inflows of resources related to OPEB from the following sources:

	Deferred Outflows of Resources	Deferred Inflows of Resources
Changes in proportion and differences between employer's contributions and proportionate share of contributions	\$ 111,646	\$ 49,812
Changes of assumptions or other inputs	391,019	30,264
Net difference between projected and actual earnings on OPEB plan investments	-	910,884
Difference between expected and actual experience in the Total OPEB Liability	-	311,637
District contributions subsequent to the measurement date	-	-
Total	\$ 502,665	\$ 1,302,597

Amounts reported as deferred outflows of resources and deferred inflows of resources related to OPEB will be recognized in the District's OPEB expense as follows:

Year ended June 30	Total Deferred Outflows/(Inflows) of Resources
2022	\$ (278,367)
2023	(101,238)
2024	(307,071)
2025	(174,961)
2026	37,630
Thereafter	24,075
Total	\$ (799,932)

LIVERMORE AREA RECREATION AND PARK DISTRICT

NOTES TO THE FINANCIAL STATEMENTS

FOR THE FISCAL YEAR ENDED JUNE 30, 2021

6. OTHER POSTEMPLOYMENT BENEFITS (CONTINUED)

Actuarial assumptions. The actuarial assumptions used for the December 31, 2020 valuation were based on the results of the experience study for the period from December 1, 2016 through November 30, 2019 that were approved by the Board effective with the December 31, 2020 valuation and the health care trend assumptions recommended for the upcoming sufficiency study for the SRBR as of December 31, 2020. The actuarial assumptions on the following page were applied to all periods included in the measurement:

December 31, 2020

Inflation	2.75%
Investment rate of return	7.00%, net of OPEB plan investment expense, including inflation
Healthcare cost trend rates	
Non-Medicare medical plan	Graded from 6.75% to ultimate 4.50% over 9 years
Medicare medical plan	Graded from 6.25% to ultimate 4.50% over 7 years
Dental	0.00% for the first two years to reflect a three-year guarantee and 4.00% thereafter
Vision	0.00% for the first four years to reflect a three-year guarantee and 4.00% thereafter
Medicare Part B	4.50%

The actuarial assumptions used for the December 31, 2019 valuation were based on the results of the experience study for the period from December 1, 2013 through November 30, 2016 that were approved by the Board effective with the December 31, 2017 valuation and the health care trend assumptions recommended for the upcoming sufficiency study for the SRBR as of December 31, 2019. The actuarial assumptions on the following page were applied to all periods included in the measurement

December 31, 2019

Inflation	3.00%
Investment rate of return	7.25%, net of OPEB plan investment expense, including inflation
Healthcare cost trend rates	
Non-Medicare medical plan	Graded from 6.75% to ultimate 4.50% over 9 years
Medicare medical plan	Graded from 6.25% to ultimate 4.50% over 7 years
Dental/Vision	4.00%
Medicare Part B	4.50%

The long-term expected rate of return on OPEB plan investments¹ was determined in 2020 using a building-block method in which expected future real rates of return (expected returns, net of inflation) are developed for each major asset class. These returns are combined to produce the long-term expected rate of return by weighting the expected future real rates of return by the target asset allocation percentage, adding expected inflation and subtracting expected investment expenses and a risk margin. The target allocation (approved by the Board) and projected arithmetic real rates of return for each major asset class, after deducting inflation, but before investment expenses are shown in the following table. This information was used in the derivation of the long-term expected investment rate of return assumption for the December 31, 2020 actuarial valuation. This information will be subject to change every three years based on the results of an actuarial experience study.

LIVERMORE AREA RECREATION AND PARK DISTRICT

NOTES TO THE FINANCIAL STATEMENTS

FOR THE FISCAL YEAR ENDED JUNE 30, 2021

6. OTHER POSTEMPLOYMENT BENEFITS (CONTINUED)

Asset Class	Target Allocation	Long-Term Expected Arithmetic Real Rate of Return
US Large Cap Equity	22.40%	5.43%
US Small Cap Equity	2.50%	6.21%
International Developed Equity	17.00%	6.67%
International Small Cap Equity	3.00%	7.36%
Emerging Markets Equity	5.00%	8.58%
Core Plus Fixed Income	11.50%	1.10%
High Yield Bonds	1.60%	2.91%
Global Fixed Income	3.00%	-0.63%
Private Equity	10.50%	10.00%
Core Real Estate	8.00%	4.58%
Commodities	0.75%	3.46%
Infrastructure	1.75%	7.80%
Private Credit	4.00%	8.50%
Absolute Return	9.00%	3.70%
Total	100.00%	5.56%

Discount rate: The discount rates used to measure the Total OPEB Liability (TOL) were 7.00% and 7.25% as of December 31, 2020 and December 31, 2019, respectively. The projection of cash flows used to determine the discount rate assumed benefits are paid out of current SRBR OPEB assets. Based on those assumptions, the SRBR OPEB Plan's Fiduciary Net Position was projected to be available to make all projected future benefits payments for current plan members. Therefore the long-term expected rate of return on OPEB plan investments was applied to all periods of projected benefit payments to determine the Total OPEB Liability as of December 31, 2020 and December 31, 2019.

Sensitivity of the Net OPEB Liability to changes in the discount rate. The following presents the Net OPEB Liability (NOL) of the District as of December 31, 2020, calculated using the discount rate of 7.00%, as well as what the District's NOL would be if it were calculated using a discount rate that is 1-percentage-point lower or 1-percentage-point higher than the current rate:

	1% Decrease (6.00%)	Discount Rate (7.00%)	1% Increase (8.00%)
District's proportionate share of the collective net OPEB liability/(asset)	\$ 778,295	\$ 32,184	\$ (586,102)

LIVERMORE AREA RECREATION AND PARK DISTRICT

NOTES TO THE FINANCIAL STATEMENTS

FOR THE FISCAL YEAR ENDED JUNE 30, 2021

6. OTHER POSTEMPLOYMENT BENEFITS (CONTINUED)

Sensitivity of the Net OPEB Liability to changes in the healthcare cost trend rate. The following presents the Net OPEB Liability of the District as of December 31, 2020, as well as what the District's proportionate share of the Net OPEB Liability would be if it were calculated using a trend rate that is 1-percentage-point lower or 1-percentage-point higher than the current rate.

	<u>1% Decrease</u>	<u>Current Trend Rates</u>	<u>1% Increase</u>
District's proportionate share of the collective net OPEB liability/(asset)	\$ (705,733)	\$ 32,184	\$ 946,002

OPEB plan fiduciary net position. Detailed information about the OPEB plan's fiduciary net position is available in the separately issued ACERA financial report.

Payables to the OPEB plan. At June 30, 2021, the District had no outstanding amount of contributions to the OPEB plan required.

7. DEFERRED COMPENSATION

District employees may defer a portion of their compensation under District sponsored Deferred Compensation Plans created in accordance with Internal Revenue Code Section 457. Under these plans, participants are not taxed on the deferred portion of their compensation until distributed to them; distributions may be made only at termination, retirement, and death or in an emergency as defined by the Plans.

The District has no liability for any losses which may be incurred by the Plans and does not participate in any gains, but it does have the duty of due care that would be required of an ordinary prudent investor. The District has a contract with Mass Mutual Financial Group to manage and invest the assets of the Plans. These administrators pool the assets of the Plans with those of other participants and do not make separate investments for the District. Plan assets are subject to agreements which incorporated changes in the laws governing deferred compensation plan assets and are held by a trust or for the exclusive benefit of plan participants and their beneficiaries. Since the assets held under this new plan are not the District's property and are not subject to claims by general creditors of the District, they have been excluded from these financial statements.

LIVERMORE AREA RECREATION AND PARK DISTRICT

NOTES TO THE FINANCIAL STATEMENTS

FOR THE FISCAL YEAR ENDED JUNE 30, 2021

8. FUND BALANCES

The District reports fund balances in accordance with Governmental Accounting Standards Board Statement No. 54. All fund balance categories are reported in the aggregate on the face of the balance sheet. All components of those fund balances and specific purposes are identified as follows:

	General Fund
Nonspendable:	
Prepaid Expenses	\$ 112,856
Total Nonspendable	<u>112,856</u>
Restricted:	
Ravenswood Buckley Trust	278,100
Ida Holm Park - Ponderosa Homes	30,000
Bill Clark Park - Signature Homes	82,800
Total Restricted	<u>390,900</u>
Committed:	
Annual Debt Service - Pension Obligation Bonds	800,000
Annual Debt Service - PG&E On-Bill Financing	158,000
Total Committed	<u>958,000</u>
Unassigned:	
Unappropriated	<u>7,429,514</u>
Total Unassigned	<u>7,429,514</u>
Total Fund Balances	<u>\$ 8,891,270</u>

LIVERMORE AREA RECREATION AND PARK DISTRICT

NOTES TO THE FINANCIAL STATEMENTS

FOR THE FISCAL YEAR ENDED JUNE 30, 2021

9. JOINT VENTURE

The District is a member of the California Association for Park and Recreation Indemnity (CAPRI), a joint powers authority. The relationship between the District and CAPRI is such that CAPRI is not a component unit of the District for financial reporting purposes.

CAPRI provided liability, property and workers' compensation coverage for the District. CAPRI is governed by a Board consisting of representatives from member agencies. The Board controls their operations, including selection of management and approval of operating budgets, independent of any influence by the member agencies beyond their representation on the Board. Each member agency pays a contribution commensurate with the level of coverage requested and shares surpluses and deficits proportionate to their participation in the joint powers authority. Full financial statements are available separately from California Association for Park and Recreation Indemnity at 1075 Creekside Ridge Drive, Suite 240, Roseville, CA 95678. Condensed information for CAPRI is as follows:

<u>A. Entity</u>	CAPRI
<u>B. Purpose</u>	To pool member contributions and realize the advantages of self-insurance.
<u>C. Participants</u>	As of June 30, 2020, 62 member districts.*
<u>D. Governing Board</u>	Seven representatives employed by members.
<u>E. Payments for the Current Year</u>	<u>\$ 888,451</u>
<u>F. Condensed Financial Information</u>	June 30, 2020* (Audited)
Total Assets and Deferred Outflows	<u>\$ 26,295,445</u>
Total Liabilities and Deferred Inflows	\$ 20,204,792
Net Position	<u>6,090,653</u>
Total Liabilities and Net Position	<u>\$ 26,295,445</u>
Total Revenues	\$ 11,748,450
Total Expenses	<u>(10,533,145)</u>
Change in Net Position	<u>\$ 1,215,305</u>
<u>Member Agencies Share of Year-End Assets, Liabilities, or Net Position</u>	**

* Most current information available.

** Has not been calculated.

LIVERMORE AREA RECREATION AND PARK DISTRICT

NOTES TO THE FINANCIAL STATEMENTS

FOR THE FISCAL YEAR ENDED JUNE 30, 2021

10. CONTINGENT LIABILITIES

The District is a defendant in several lawsuits that have arisen in the normal course of business. While substantial damages are alleged in some of these actions, their outcome cannot be predicted with certainty. Sufficient data to arrive at an estimate of the possible loss or range of loss is not available at this time. Accordingly, no provision has been recorded.

11. COMMITMENTS

In December 2019, the District entered into a power purchase agreement for electricity at a fixed rate for a period of 20 years beginning when the seller completes the project. As of June 30, 2021, the District has not purchased any electricity.

12. EXCESS OF EXPENDITURES OVER APPROPRIATIONS

The District incurred unanticipated expenditures in excess of appropriations in expenditure classifications for which the budget was not revised.

Excess of expenditures over appropriations for the year ended June 30, 2021 were as follows:

	Excess Expenditures
Services and Supplies	\$ 389,582

13. SUBSEQUENT EVENTS

District management has evaluated its June 30, 2021 financial statements for subsequent events through January 21, 2022, the date the financial statements were available to be issued. Management is not aware of any subsequent events that would require recognition or disclosure in the financial statements.

REQUIRED SUPPLEMENTARY INFORMATION

LIVERMORE AREA RECREATION AND PARK DISTRICT

**STATEMENT OF REVENUES, EXPENDITURES, AND CHANGES IN FUND BALANCE –
BUDGET AND ACTUAL – GENERAL FUND**

FOR THE FISCAL YEAR ENDED JUNE 30, 2021

	Budgeted Amounts		Actual	Variance with Final Budget Favorable (Unfavorable)
	Original	Final		
REVENUES				
Taxes	\$ 12,374,913	\$ 13,388,169	\$ 13,242,711	\$ (145,458)
Earned income	6,873,132	4,167,159	4,214,550	47,391
Capital development	-	-	154,181	154,181
Total revenues	<u>19,248,045</u>	<u>17,555,328</u>	<u>17,611,442</u>	<u>56,114</u>
EXPENDITURES				
Salaries and employee benefits	14,405,577	11,922,102	11,848,622	73,480
Services and supplies	5,195,329	4,843,556	5,233,138	(389,582)
Total operating expenditures	<u>19,600,906</u>	<u>16,765,658</u>	<u>17,081,760</u>	<u>(316,102)</u>
Capital Outlay	-	8,795	181,615	(172,820)
Total expenditures	<u>19,600,906</u>	<u>16,774,453</u>	<u>17,263,375</u>	<u>(488,922)</u>
Excess (deficiency) of revenues over (under) expenditures	<u>(352,861)</u>	<u>780,875</u>	<u>348,067</u>	<u>(432,808)</u>
OTHER FINANCING SOURCES (USES)				
Proceeds from Pension Obligation				
Bond issuance	-	-	12,875,000	12,875,000
Payment of Pension Obligation	-	-	(12,611,250)	(12,611,250)
Total other financing sources (uses)	<u>-</u>	<u>-</u>	<u>263,750</u>	<u>263,750</u>
Net change in fund balance	(352,861)	780,875	611,817	(169,058)
Fund balance - July 1, 2020	<u>8,279,453</u>	<u>8,279,453</u>	<u>8,279,453</u>	<u>-</u>
Fund balance - June 30, 2021	<u>\$ 7,926,592</u>	<u>\$ 9,060,328</u>	<u>\$ 8,891,270</u>	<u>\$ (169,058)</u>

LIVERMORE AREA RECREATION AND PARK DISTRICT
SCHEDULE OF THE DISTRICT'S PROPORTIONATE SHARE
OF THE NET OPEB LIABILITY
FOR THE FISCAL YEAR ENDED JUNE 30, 2021

	<u>2018</u>	<u>2019</u>	<u>2020</u>	<u>2021</u>
District's proportion of the collective net OPEB liability (asset)	0.42%	0.41%	0.44%	0.48%
District's proportionate share of the collective net OPEB liability (asset)	\$ 116,763	\$ 950,150	\$ 495,308	\$ 32,184
District's covered payroll	\$ 4,254,668	\$ 4,585,695	\$ 4,434,257	\$ 3,765,062
District's proportionate share of the collective net OPEB liability (asset) as a percentage of its covered payroll	2.74%	20.72%	11.17%	0.85%
Plan fiduciary net position as a percentage of the total OPEB liability	97.33%	77.91%	89.57%	99.44%

The amounts presented for each fiscal year were determined as of the calendar year-end that occurred within the fiscal year.

*This schedule is presented to illustrate the requirements to show information for 10 years. However, until a full 10-year trend has been compiled, information is presented only for the years for which the required supplementary information is available.

LIVERMORE AREA RECREATION AND PARK DISTRICT

**SCHEDULE OF PROPORTIONATE SHARE OF THE NET PENSION LIABILITY
AND SCHEDULE OF PENSION CONTRIBUTIONS**

FOR THE FISCAL YEAR ENDED JUNE 30, 2021

Schedule of Proportionate Share of the Net Pension Liability

Year Ended June 30,	District's proportion of the Net Pension Liability	District's proportionate share of Net Pension Liability	Covered payroll	District's proportionate share of the net pension liability as a percentage of its covered payroll*	Plan's Fiduciary Net Position as a percentage of the Total Pension Liability
2021	0.64400%	\$ 14,126,234	\$ 3,765,062	375.19%	78.44%
2020	0.64000%	\$ 13,701,573	\$ 4,434,257	308.99%	77.82%
2019	0.57200%	\$ 15,804,862	\$ 4,585,695	344.66%	72.74%
2018	0.35900%	\$ 7,228,288	\$ 4,254,668	169.89%	82.99%
2017	0.38500%	\$ 8,644,696	\$ 4,548,036	190.08%	77.76%
2016	0.48300%	\$ 9,288,497	\$ 4,485,863	207.06%	75.39%
2015	0.47129%	\$ 8,203,447	\$ 3,919,778	209.28%	77.26%

Schedule of Pension Contributions

Year Ended June 30,	Contractually required contribution*	Contributions in relation to the statutorily required contribution	Contribution deficiency (excess)	District's covered payroll	Contributions as a percent of covered payroll*
2021	\$ 1,490,917	\$ 1,490,917	\$ -	\$ 3,765,062	39.60%
2020	\$ 1,306,574	\$ 1,306,574	\$ -	\$ 4,434,257	29.47%
2019	\$ 1,100,236	\$ 1,100,236	\$ -	\$ 4,585,695	23.99%
2018	\$ 1,049,843	\$ 1,049,843	\$ -	\$ 4,254,668	24.68%
2017	\$ 1,189,646	\$ 1,189,646	\$ -	\$ 4,548,036	26.16%
2016	\$ 1,199,303	\$ 1,199,303	\$ -	\$ 4,485,863	26.74%
2015	\$ 1,145,344	\$ 1,145,344	\$ -	\$ 3,919,778	29.22%

The amounts presented for each fiscal year were actuarially determined at December 31 of the prior year and rolled forward to the measurement date.

*This schedule is presented to illustrate the requirements to show information for 10 years. However, until a full 10-year trend has been compiled, information is presented only for the years for which the required supplementary information is available.

LIVERMORE AREA RECREATION AND PARK DISTRICT
NOTES TO REQUIRED SUPPLEMENTARY INFORMATION

JUNE 30, 2021

Statement of Revenues, Expenditures, and Changes in Fund Balance – Budget and Actual – General Fund

The District employs budget control by object codes and by individual appropriation accounts. Budgets are prepared on the modified accrual basis of accounting in accordance with accounting principles generally accepted in the United States of America as prescribed by the Governmental Accounting Standards Board. The budgets are revised during the year by the Board of Directors to provide for revised priorities. Expenditures cannot legally exceed appropriations by major object code. The originally adopted and final revised budgets for the General Fund are presented as Required Supplementary Information. The basis of budgeting is the same as GAAP.

Through the budget, the District board sets the direction of the District, allocates its resources and establishes its priorities. The annual budget serves from July 1st to June 30th, and is a vehicle that accurately and openly communicates these priorities to the community and other public agencies. Additionally, it establishes the foundation of effective financial planning by providing resources for planning that permit the evaluation of District performance.

The original budget represents the budget adopted by the board in June 2020 and the final budget reflects the mid-year budget adjustments adopted by the board in March 2021.

The District's adopted budget includes designated fund balances to be used in current year operations as well as a contingency expense for unexpected increases in expenditures. These amounts are not in accordance with generally accepted accounting principles and are therefore not included in the budgets presented in the required supplementary information.

Schedule of the District's Proportionate Share of the Net OPEB Liability

Changes in Assumptions

The discount rate increased from 7.00% to 7.25%; while the inflation assumption decreased from 3.00% to 2.75%.

Changes in Benefit Terms

There were no changes in benefit terms since the previous valuation.

Schedule of Proportionate Share of the Net Pension Liability

Changes in Assumptions

The discount rate increased from 7.00% to 7.25%; while the inflation assumption decreased from 3.00% to 2.75%.

Changes in Benefit Terms

There were no changes in benefit terms since the previous valuation.

SUPPLEMENTARY INFORMATION

LIVERMORE AREA RECREATION AND PARK DISTRICT

**KIDANGO CONTRACT
SCHEDULE OF REVENUES AND EXPENSES**

JUNE 30, 2021

**KIDANGO, INC.
Livermore Area Recreation and Park District (LARPD)
Financial Report July 1, 2020 - June 30, 2021**


Revenue

Payments from Kidango to LARPD	\$ 573,071.97
Kidango Parent Fees from certified families to LARPD	\$ 47,989
Sub-total, Total Kidango-related Payments	\$ 621,061
Non-Kidango fees (non-certified children)	1,068,107
TOTAL REVENUE - Certified and non-Certified - at Kidango sites	\$ 1,689,168

Expenses - LARPD Sites that support Kidango

1000 Certificated Salaries	1,094,110
2000 Classified Salaries	830,335
3000 Employee Benefits	781,545
4000 Books and Supplies	42,572
5000 Services and Other Operating Expenses	112,373
6100/6200 Other Approved Capital Outlay	-
6400 New Equipment (<i>program-related</i>)	-
6500 Equipment Replacement (<i>program-related</i>)	-
Depreciation or Use Allowance	-
Start-Up Expenses (service level exemption)	-
Indirect Costs (Rate: _____%; included in Admin cost)	-
TOTAL EXPENSES - Kidango Sites	\$ 2,860,935
Less: Expenses Paid By Livermore Area Recreation & Park District	2,239,874
Total Expenses Claimed for Reimbursement to Kidango	\$ 621,061

OTHER INDEPENDENT AUDITOR'S REPORT



James Marta & Company LLP
Certified Public Accountants

Accounting, Auditing, Tax, and Consulting

**REPORT ON INTERNAL CONTROL OVER FINANCIAL REPORTING AND ON
COMPLIANCE AND OTHER MATTERS BASED ON AN AUDIT OF FINANCIAL
STATEMENTS PERFORMED IN ACCORDANCE
WITH *GOVERNMENT AUDITING STANDARDS***

INDEPENDENT AUDITOR'S REPORT

Board of Directors
Livermore Area Recreation and Park District
Livermore, California

We have audited, in accordance with the auditing standards generally accepted in the United States of America and the standards applicable to financial audits contained in *Government Auditing Standards* issued by the Comptroller General of the United States, the financial statements of the governmental activities, each major fund, and the aggregate remaining fund information of Livermore Area Recreation and Park District (the "District"), as of and for the year ended June 30, 2021, and the related notes to the financial statements, which collectively comprise the District's basic financial statements, and have issued our report thereon dated January 21, 2022.

Internal Control Over Financial Reporting

In planning and performing our audit of the financial statements, we considered Livermore Area Recreation and Park District's internal control over financial reporting (internal control) to determine the audit procedures that are appropriate in the circumstances for the purpose of expressing our opinions on the financial statements, but not for the purpose of expressing an opinion on the effectiveness of the Livermore Area Recreation and Park District's internal control. Accordingly, we do not express an opinion on the effectiveness of Livermore Area Recreation and Park District's internal control.

A deficiency in internal control exists when the design or operation of a control does not allow management or employees, in the normal course of performing their assigned functions, to prevent, or detect and correct misstatements on a timely basis. A *material weakness* is a deficiency, or a combination of deficiencies, in internal control, such that there is a reasonable possibility that a material misstatement of the entity's financial statements will not be prevented, or detected and corrected on a timely basis. A *significant deficiency* is a deficiency, or a combination of deficiencies, in internal control that is less severe than a material weakness, yet important enough to merit attention by those charged with governance.

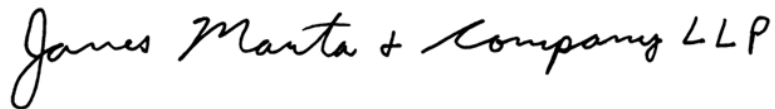
Our consideration of internal control over financial reporting was for the limited purpose described in the first paragraph of this section and was not designed to identify all deficiencies in internal control that might be material weaknesses or significant deficiencies. Given these limitations, during our audit we did not identify any deficiencies in internal control that we consider to be material weaknesses. However, material weaknesses may exist that have not been identified.

Compliance and Other Matters

As part of obtaining reasonable assurance about whether the District's financial statements are free from material misstatement, we performed tests of its compliance with certain provisions of laws, regulations, contracts, and grant agreements, noncompliance with which could have a direct and material effect on the determination of financial statement amounts. However, providing an opinion on compliance with those provisions was not an objective of our audit, and accordingly, we do not express such an opinion. The results of our tests disclosed no instances of noncompliance or other matters that are required to be reported under *Government Auditing Standards*.

Purpose of this Report

The purpose of this report is solely to describe the scope of our testing of internal control and compliance and the results of that testing, and not to provide an opinion on the effectiveness of the entity's internal control or on compliance. This report is an integral part of an audit performed in accordance with *Government Auditing Standards* in considering the entity's internal control and compliance. Accordingly, this communication is not suitable for any other purpose.

A handwritten signature in black ink that reads "James Marta & Company LLP". The signature is written in a cursive, flowing style.

James Marta & Company LLP
Certified Public Accountants
Sacramento, California
January 21, 2022

GASB Statement No. 95, Postponement of the Effective Dates of Certain Authoritative Guidance
Effective immediately

The primary objective of this Statement is to provide temporary relief to governments and other stakeholders in light of the COVID-19 pandemic. That objective is accomplished by postponing the effective dates of certain provisions in Statements and Implementation Guides that first became effective or are scheduled to become effective for periods beginning after June 15, 2018, and later.

The effective dates of the preceding statements have been updated to reflect the impact of the issuance of GASB 95.

GASB Statement No. 96, Subscription-Based Information Technology Arrangements
Effective for the fiscal year ending June 30, 2023

This Statement provides guidance on the accounting and financial reporting for subscription-based information technology arrangements (SBITAs) for government end users (governments). This Statement (1) defines a SBITA; (2) establishes that a SBITA results in a right-to-use subscription asset—an intangible asset—and a corresponding subscription liability; (3) provides the capitalization criteria for outlays other than subscription payments, including implementation costs of a SBITA; and (4) requires note disclosures regarding a SBITA. To the extent relevant, the standards for SBITAs are based on the standards established in Statement No. 87, Leases, as amended.

GASB Statement No. 98, The Annual Comprehensive Financial Report
Effective for the fiscal year ending June 30, 2022

This Statement establishes the term annual comprehensive financial report and its acronym ACFR. That new term and acronym replace instances of comprehensive annual financial report and its acronym in generally accepted accounting principles for state and local governments.

This Statement was developed in response to concerns raised by stakeholders that the common pronunciation of the acronym for comprehensive annual financial report sounds like a profoundly objectionable racial slur. This Statement's introduction of the new term is founded on a commitment to promoting inclusiveness.